


2

Reviewed on 06/29/2015 by DND. 

6/29/2015

Worklist: 756

<u>LAB_CASE</u>	<u>ITEM</u>	<u>TASK_ID</u>	<u>DESCRIPTION</u>	
M2015-1481	1	36555	3.10.1 Blood confirmation Carb	
M2015-1481	2	36556	3.10.1 Blood confirmation Carb	
M2015-1827	6	36558	3.10.1 Blood confirmation Carb	
M2015-1841	2	36559	3.10.1 Blood confirmation Carb	
P2015-1336	1	36560	3.10.1 Blood confirmation Carb	
P2015-1346	1	36561	3.10.1 Blood confirmation Carb	
P2015-1395	1	36562	3.10.1 Blood confirmation Carb	
P2015-1397	1	36563	3.10.1 Blood confirmation Carb	
P2015-1399	1	36564	3.10.1 Blood confirmation Carb	
P2015-1405	2	36565	3.10.1 Blood confirmation Carb	

POC_AM 3.10.1_06292015

6/26/15 es

Simulate Run Sequence Fri Jun 26 12:39:46 2015

Instrument Name: Bones
Sequence File: C:\msdchem\1\sequence\CS-CANN062615- 10 samples.s
Comment: Confirmations
Operator: Pocatello Laboratory
Data Path: C:\MSDCHEM\1\DATA\CDS\2015\062615 CANN\
Method Path: C:\MSDCHEM\1\METHODS\
CDS

Line	Type	Vial	DataFile	Method	Sample Name
1)	Sample	100	Blank		
	Datafile		Blank1		
	Method		CANN-11-10-2010		
2)	Sample	9	High Control 60ng/mL		
	Datafile		High Control-1-fs		
	Method		CANNFS-11-10-2010		
3)	Sample	9	High Control 60ng/mL		
	Datafile		High Control-1ck		
	Method		CANN-11-10-2010		
4)	Sample	99	Blank		
	Datafile		Blank2		
	Method		CANN-11-10-2010		
5)	Sample	1	Negative Control: UTAK Lot B0689		
	Datafile		Negative Control		
	Method		CANN-11-10-2010		
6)	Sample	2	Calibrator Level 1: 2.5 ng/mL		
	Datafile		Calibrator Level 1		
	Method		CANN-11-10-2010		
7)	Sample	3	Calibrator Level 2: 5 ng/mL		
	Datafile		Calibrator Level 2		
	Method		CANN-11-10-2010		
8)	Sample	4	Calibrator Level 3: 10 ng/mL		
	Datafile		Calibrator Level 3		
	Method		CANN-11-10-2010		
9)	Sample	5	Calibrator Level 4: 25 ng/mL		
	Datafile		Calibrator Level 4		
	Method		CANN-11-10-2010		
10)	Sample	6	Calibrator Level 5: 50 ng/mL		
	Datafile		Calibrator Level 5		
	Method		CANN-11-10-2010		
11)	Sample	7	Calibrator Level 6: 100 ng/mL		
	Datafile		Calibrator Level 6		
	Method		CANN-11-10-2010		
12)	Sample	98	Blank		
	Datafile		Blank3		
	Method		CANN-11-10-2010		
13)	Sample	97	Lab No.: M2015-1481-1		
	Datafile		M2015-1481-1 Blank		
	Method		CANN-11-10-2010		
14)	Sample	10	Lab No.: M2015-1481-1		
	Datafile		M2015-1481-1		
	Method		CANN-11-10-2010		
15)	Sample	96	Lab No.: M2015-1481-2		
	Datafile		M2015-1481-2 Blank		
	Method		CANN-11-10-2010		
16)	Sample	11	Lab No.: M2015-1481-2		

	Datafile		M2015-1481-2
	Method		CANN-11-10-2010
17)	Sample	95	Blank
	Datafile		Blank4
	Method		CANN-11-10-2010
18)	Sample	8	Low Control: 6 ng/mL
	Datafile		Low Control-1
	Method		CANN-11-10-2010
19)	Sample	94	Lab No.: M2015-1827-6
	Datafile		M2015-1827-6 Blank
	Method		CANN-11-10-2010
20)	Sample	12	Lab No.: M2015-1827-6
	Datafile		M2015-1827-6
	Method		CANN-11-10-2010
21)	Sample	93	Lab No.: M2015-1841-2
	Datafile		M2015-1841-2 Blank
	Method		CANN-11-10-2010
22)	Sample	13	Lab No.: M2015-1841-2
	Datafile		M2015-1841-2
	Method		CANN-11-10-2010
23)	Sample	92	Lab No.: P2015-1336-1
	Datafile		P2015-1336-1 Blank
	Method		CANN-11-10-2010
24)	Sample	14	Lab No.: P2015-1336-1
	Datafile		P2015-1336-1
	Method		CANN-11-10-2010
25)	Sample	91	Lab No.: P2015-1346-1
	Datafile		P2015-1346-1 Blank
	Method		CANN-11-10-2010
26)	Sample	15	Lab No.: P2015-1346-1
	Datafile		P2015-1346-1
	Method		CANN-11-10-2010
27)	Sample	90	Blank
	Datafile		Blank5
	Method		CANN-11-10-2010
28)	Sample	9	High Control: 60 ng/mL
	Datafile		High Control-1
	Method		CANN-11-10-2010
29)	Sample	89	Lab No.: P2015-1395-1
	Datafile		P2015-1395-1 Blank
	Method		CANN-11-10-2010
30)	Sample	16	Lab No.: P2015-1395-1
	Datafile		P2015-1395-1
	Method		CANN-11-10-2010
31)	Sample	88	Lab No.: P2015-1397-1
	Datafile		P2015-1397-1 Blank
	Method		CANN-11-10-2010
32)	Sample	17	Lab No.: P2015-1397-1
	Datafile		P2015-1397-1
	Method		CANN-11-10-2010
33)	Sample	87	Lab No.: P2015-1399-1
	Datafile		P2015-1399-1 Blank
	Method		CANN-11-10-2010
34)	Sample	18	Lab No.: P2015-1399-1
	Datafile		P2015-1399-1
	Method		CANN-11-10-2010
35)	Sample	86	Lab No.: P2015-1405-2

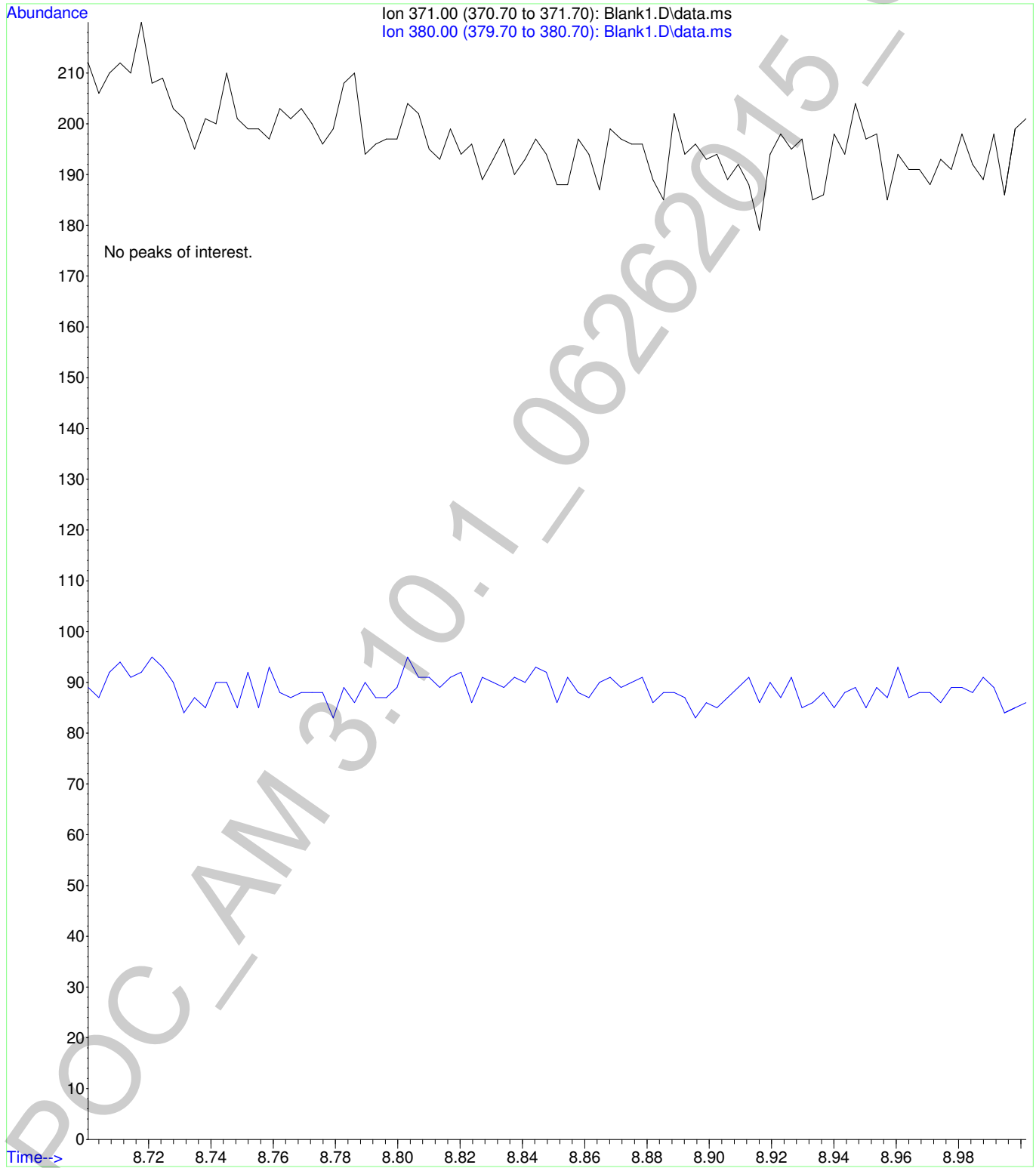
6/26/15 eg

Datafile P2015-1405-2 Blank
Method CANN-11-10-2010
36) Sample 19 Lab No.: P2015-1405-2
Datafile P2015-1405-2
Method CANN-11-10-2010
37) Sample 85 Blank
Datafile Blank6
Method CANN-11-10-2010
Bytes Needed: 2557164 Space on drive C: 4.26458e+011
Sequence Verification Done!

POC_AM 3.10.1_06262015_CDS

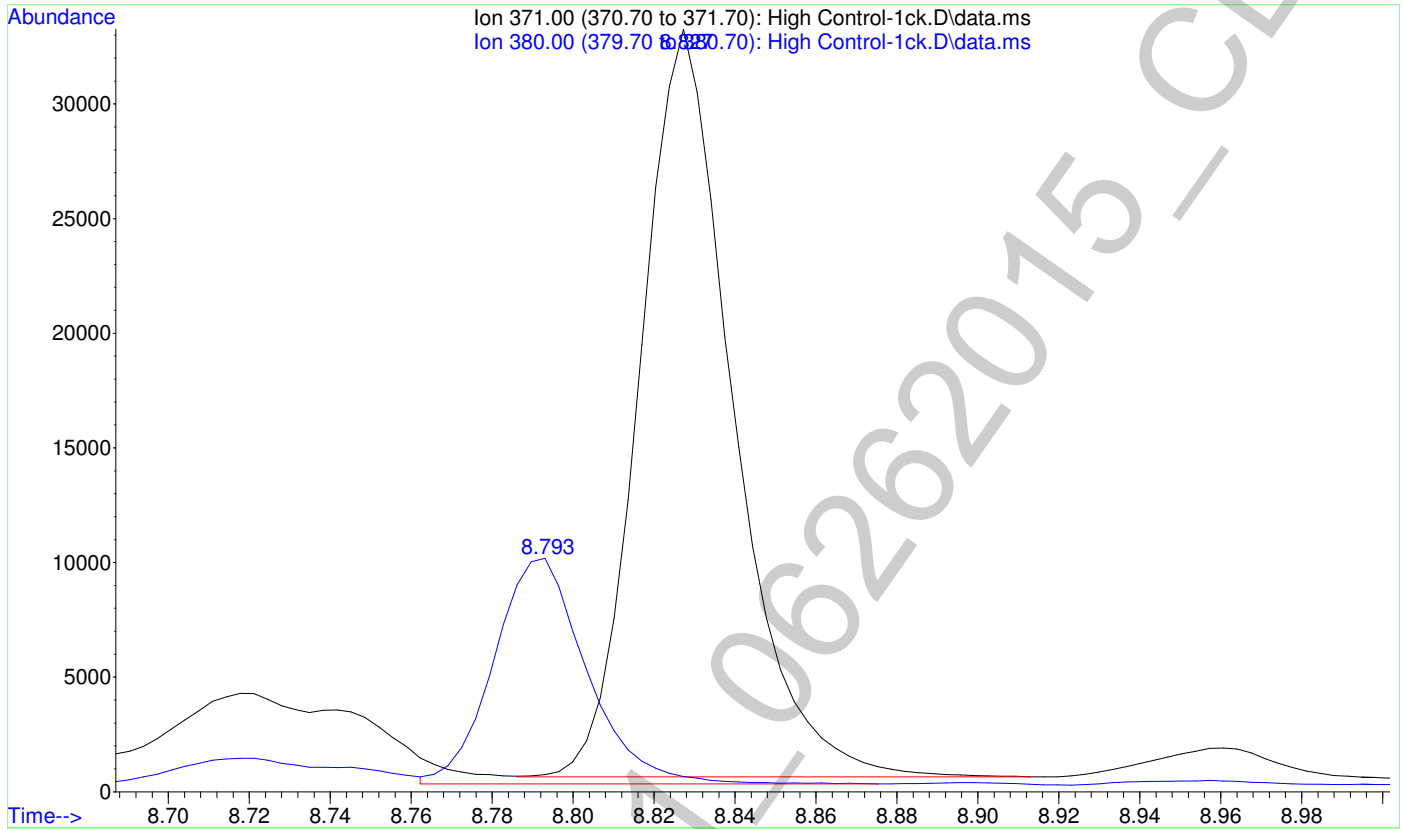
2

File :F:\Data\062615 CANN\Blank1.D
Operator : Pocatello Laboratory
Acquired : 26 Jun 2015 13:14 using AcqMethod CANN-11-10-2010.M
Instrument : Bones
Sample Name: Blank
Misc Info : CHCl3
Vial Number: 100




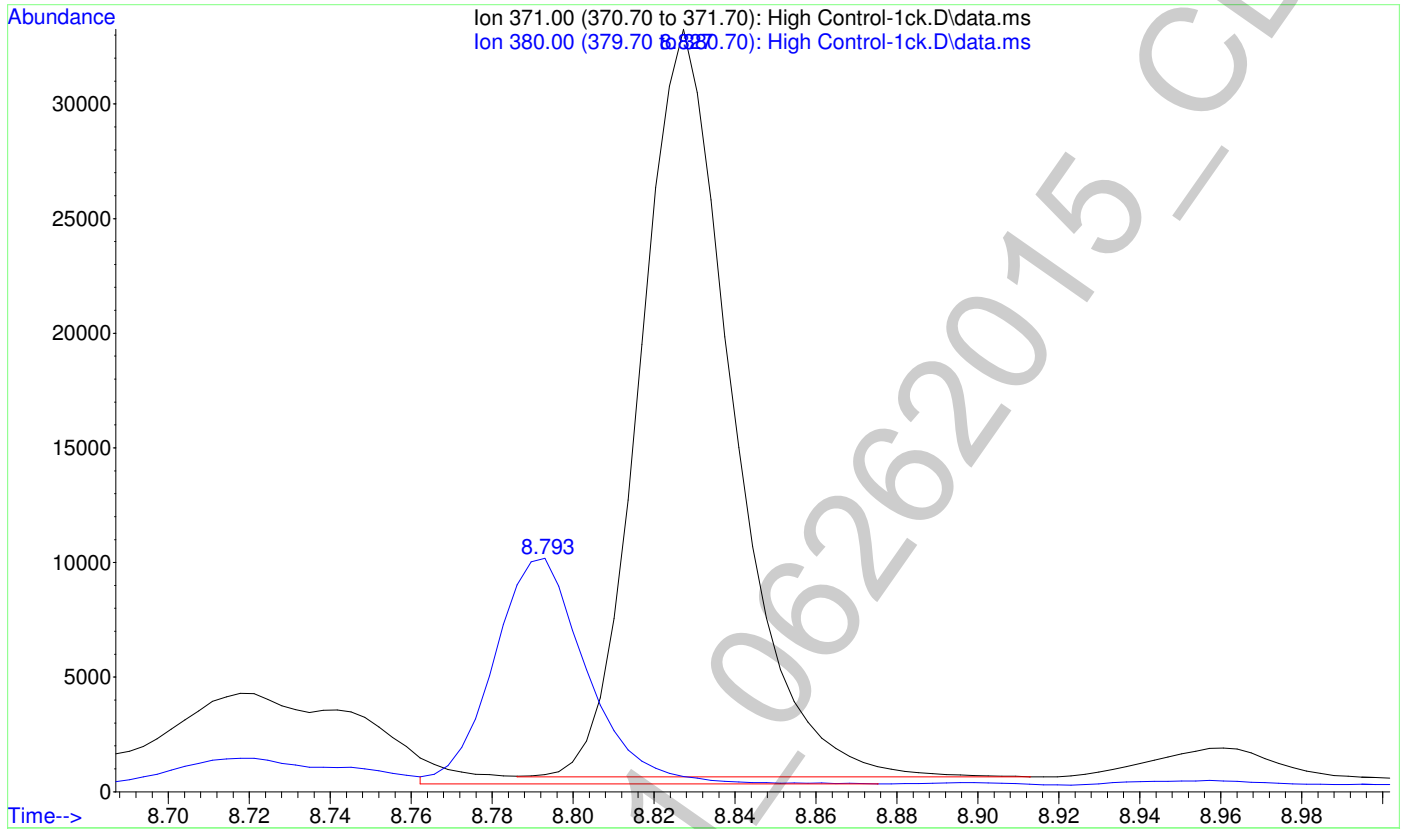
File :F:\Data\062615 CANN\High Control-1ck.D
Operator : Pocatello Laboratory
Acquired : 26 Jun 2015 13:44 using AcqMethod CANN-11-10-2010.M
Instrument : Bones
Sample Name: High Control 60ng/mL
Misc Info : Analytical Method 3.10.1
Vial Number: 9

6



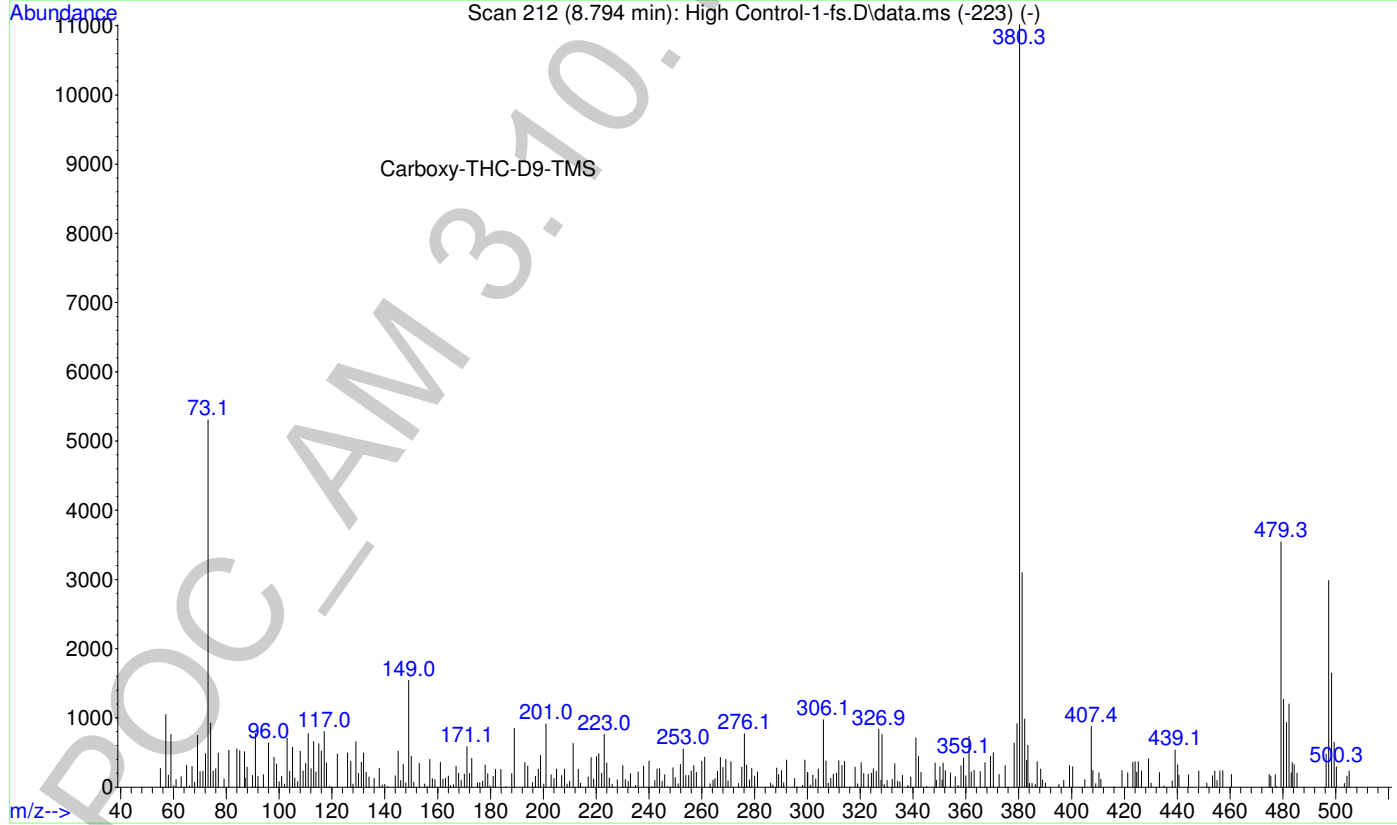
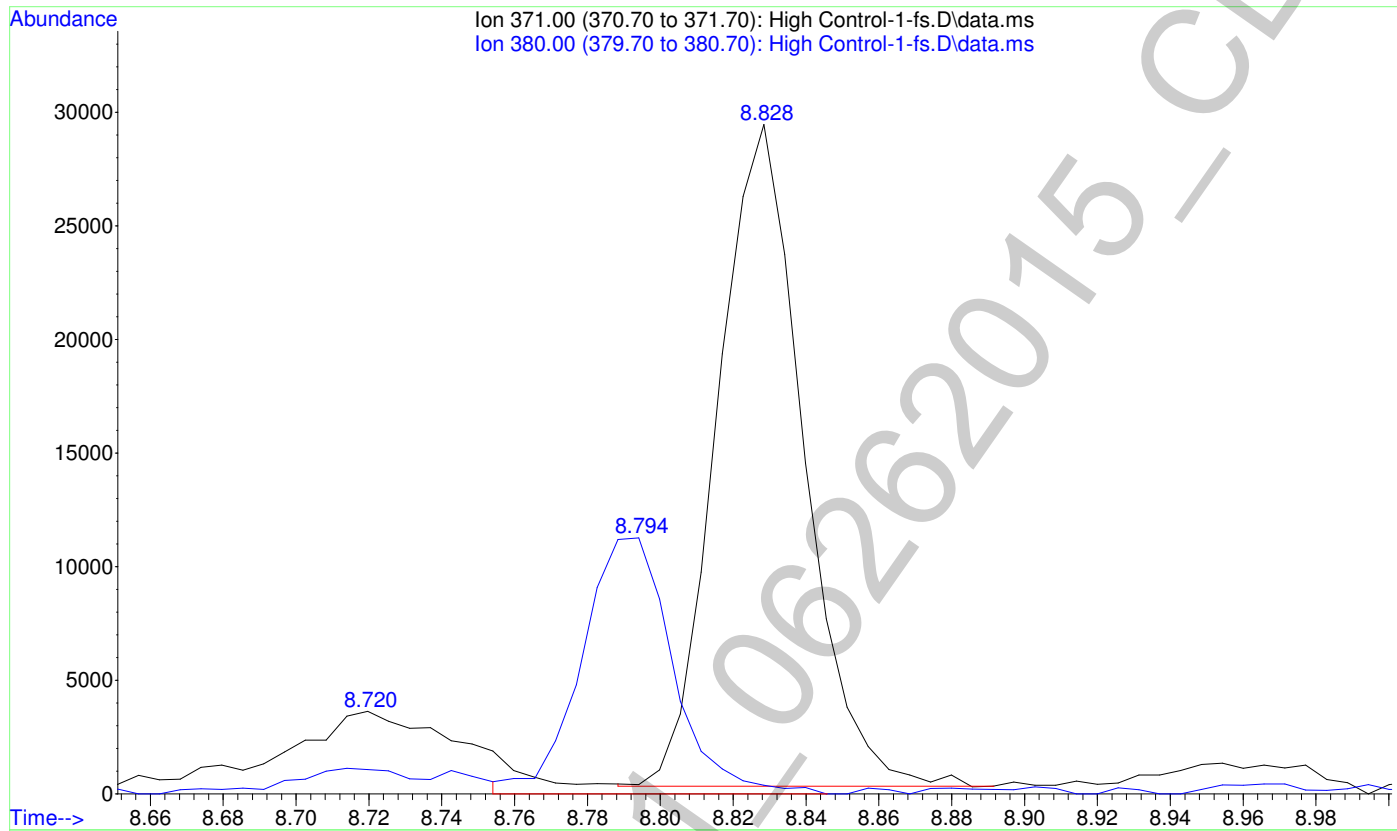
File :F:\Data\062615 CANN\High Control-1ck.D
Operator : Pocatello Laboratory
Acquired : 26 Jun 2015 13:44 using AcqMethod CANN-11-10-2010.M
Instrument : Bones
Sample Name: High Control 60ng/mL
Misc Info : Analytical Method 3.10.1
Vial Number: 9

2



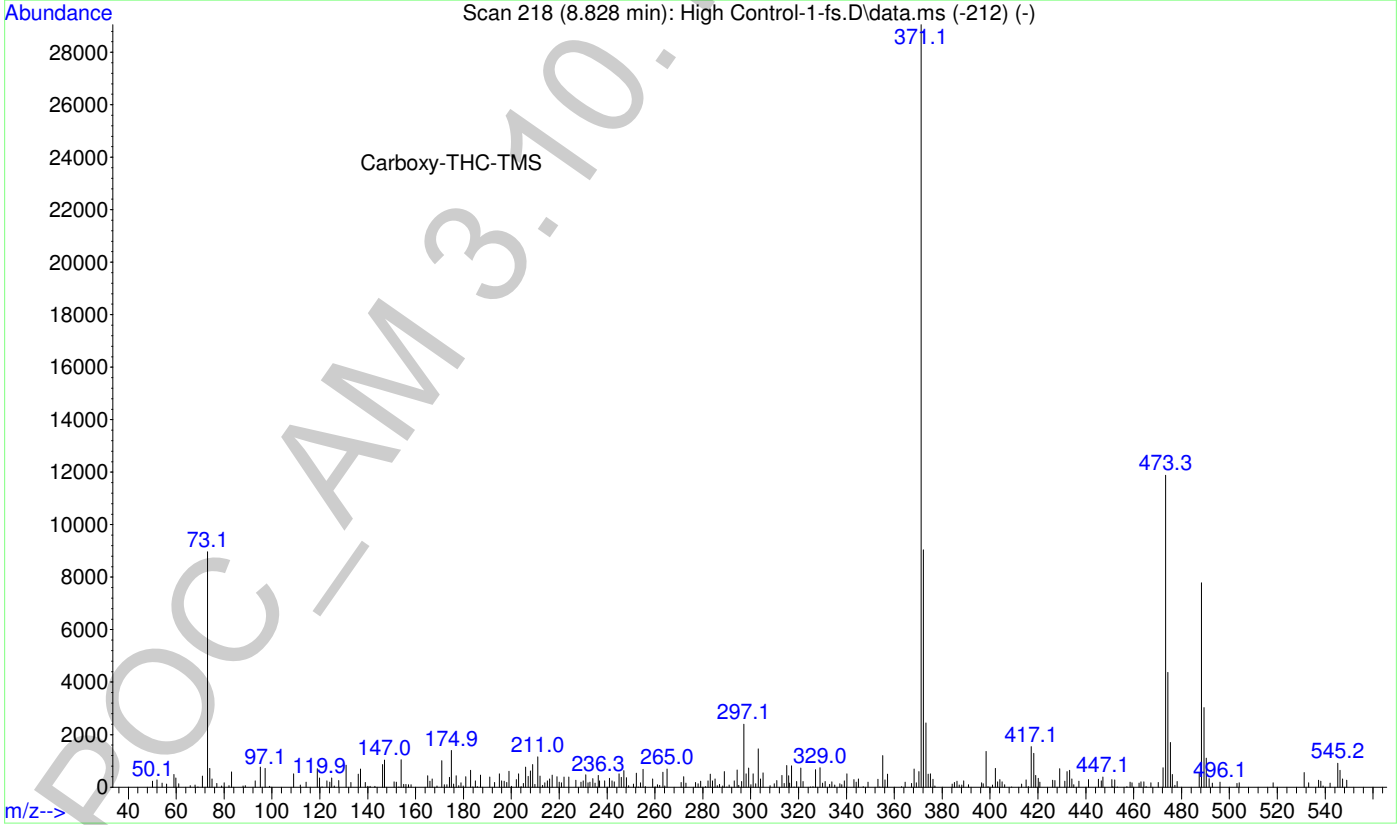
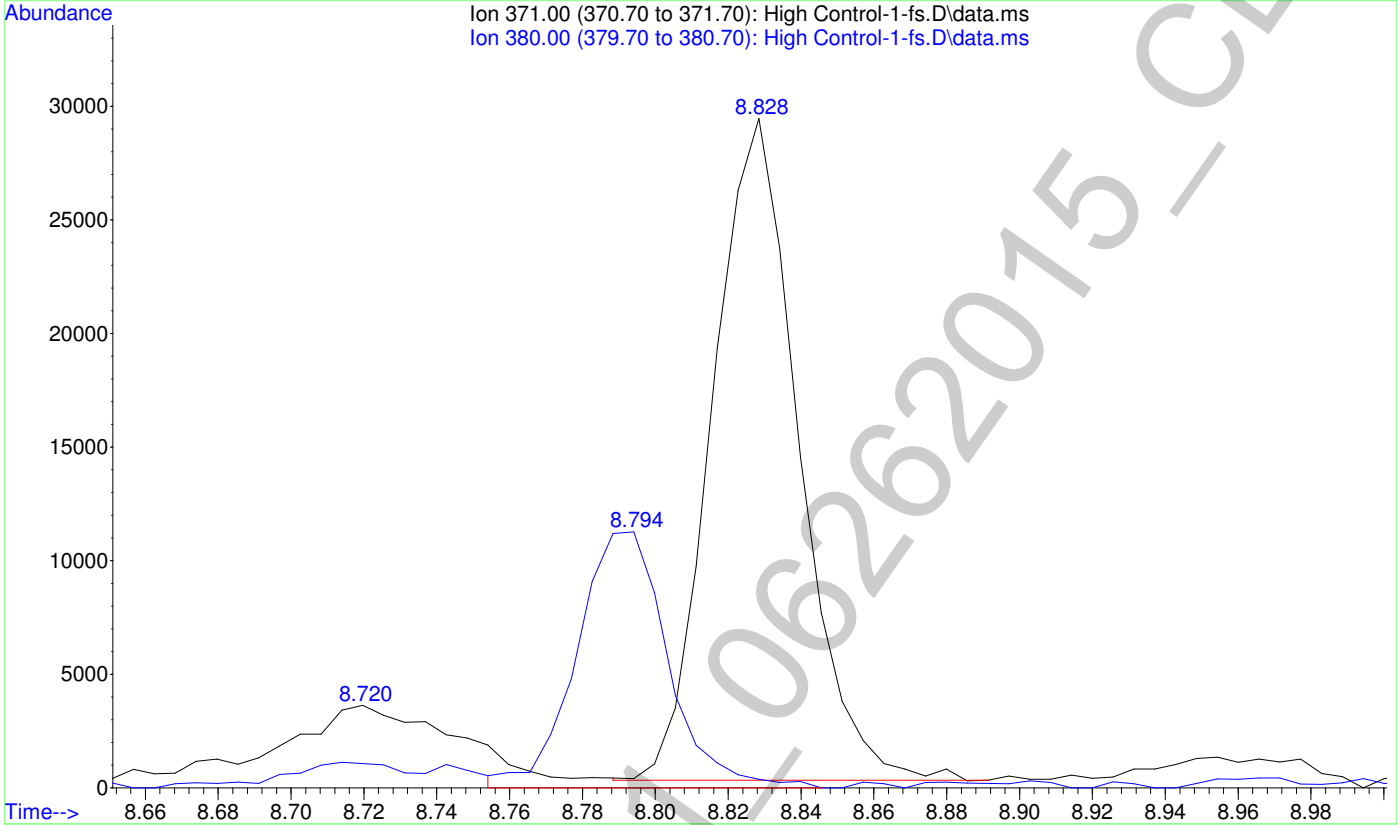
2

File :F:\Data\062615 CANN\High Control-1-fs.D
Operator : Pocatello Laboratory
Acquired : 26 Jun 2015 13:29 using AcqMethod CANNFS-11-10-2010.M
Instrument : Bones
Sample Name: High Control 60ng/mL
Misc Info : Analytical Method 3.10.1
Vial Number: 9



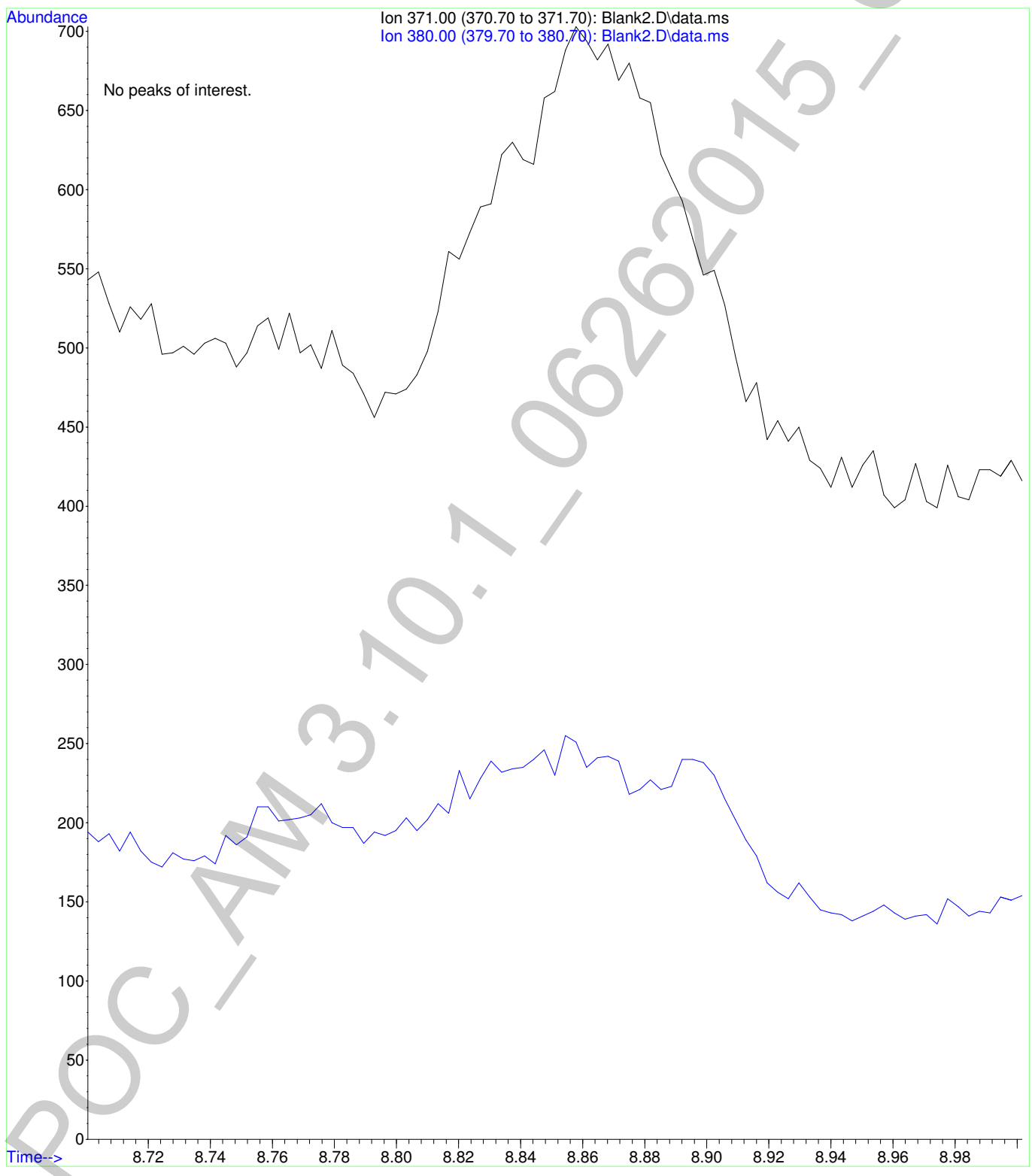
2

File :F:\Data\062615 CANN\High Control-1-fs.D
Operator : Pocatello Laboratory
Acquired : 26 Jun 2015 13:29 using AcqMethod CANNFS-11-10-2010.M
Instrument : Bones
Sample Name: High Control 60ng/mL
Misc Info : Analytical Method 3.10.1
Vial Number: 9



2

File :F:\Data\062615 CANN\Blank2.D
Operator : Pocatello Laboratory
Acquired : 26 Jun 2015 13:59 using AcqMethod CANN-11-10-2010.M
Instrument : Bones
Sample Name: Blank
Misc Info : CHCl3
Vial Number: 99



g

Calibration data of Carboxy-THC-D9-TMS

LvLID	Amount (ratio)	Response (ratio)	Data File
3	25.0000	17525.000000	F:\Data\062615 CANN\Calibrator Level 3.D
1	25.0000	15940.000000	F:\Data\062615 CANN\Calibrator Level 1.D
2	25.0000	17409.000000	F:\Data\062615 CANN\Calibrator Level 2.D
4	25.0000	15556.000000	F:\Data\062615 CANN\Calibrator Level 4.D
5	25.0000	16400.000000	F:\Data\062615 CANN\Calibrator Level 5.D
6	25.0000	16633.000000	F:\Data\062615 CANN\Calibrator Level 6.D

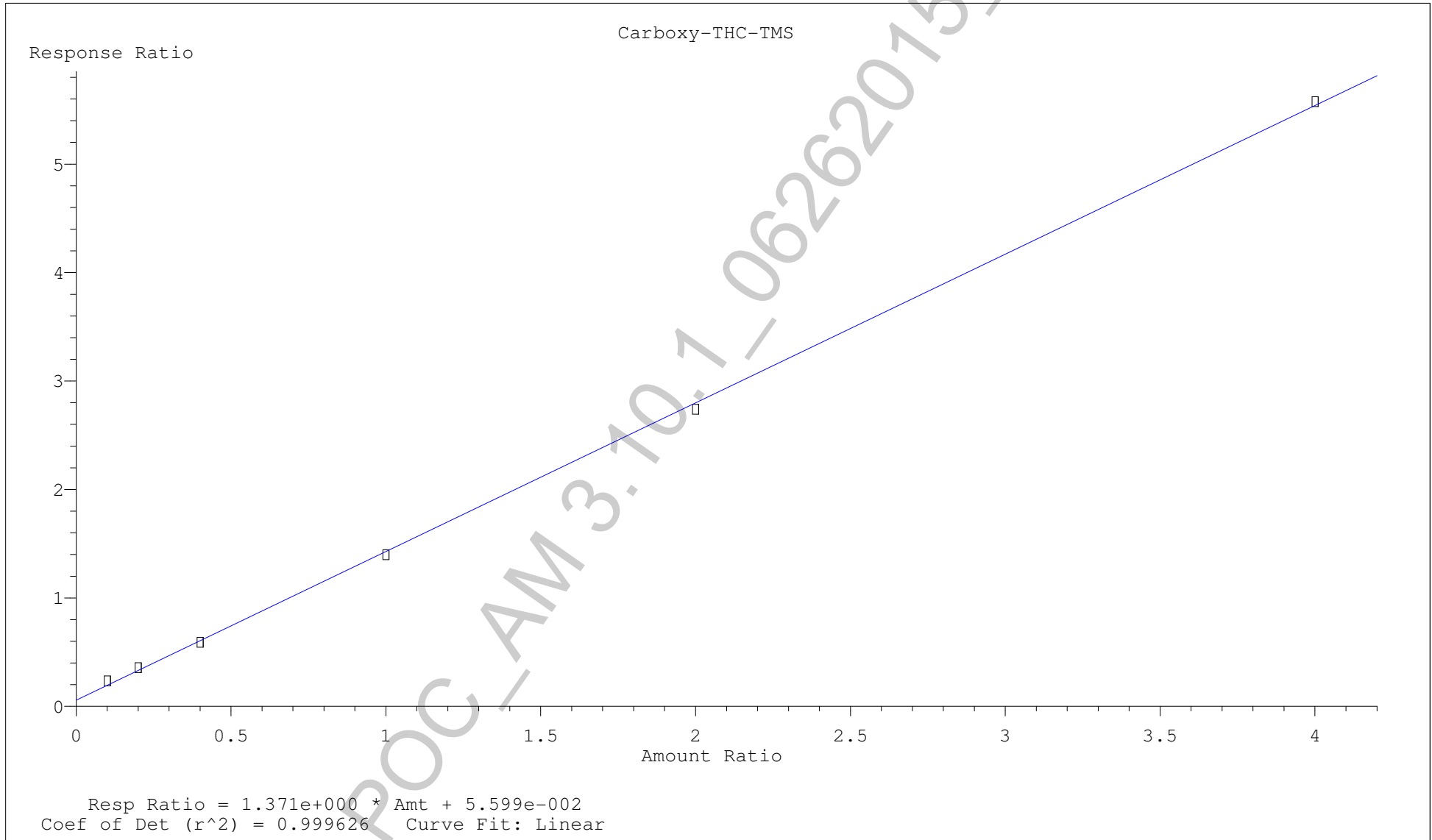
Internal Standard

POC_AM 3.10.1_06262015_CDS

2

Calibration data of Carboxy-THC-TMS

LvLID	Amount (ratio)	Response (ratio)	bias (%)	Data File
3	0.4000	0.590357	-2.31	F:\Data\062615 CANN\Calibrator Level 3.D
1	0.1000	0.233501	20.94	F:\Data\062615 CANN\Calibrator Level 1.D
2	0.2000	0.355161	7.58	F:\Data\062615 CANN\Calibrator Level 2.D
4	1.0000	1.398303	-2.00	F:\Data\062615 CANN\Calibrator Level 4.D
5	2.0000	2.738963	-2.09	F:\Data\062615 CANN\Calibrator Level 5.D
6	4.0000	5.574641	0.64	F:\Data\062615 CANN\Calibrator Level 6.D



Data Path : F:\Data\062615 CANN\
 Data File : Negative Control.D
 Acq On : 26 Jun 2015 14:15
 Operator : Pocatello Laboratory
 Sample : Negative Control: UTAK Lot B0689
 Misc : Analytical Method 3.10.1
 ALS Vial : 1 Sample Multiplier: 1

Quant Time: Jun 29 09:56:24 2015
 Quant Method : F:\Methods\Cann11-10-2010.M
 Quant Title : Analytical Method 3.10.1: Blood Carboxy-THC
 QLast Update : Mon Jun 29 09:55:19 2015
 Response via : Initial Calibration

Compound	R.T.	QIon	Response	Conc	Units	Dev(Min)
Internal Standards						
1) Carboxy-THC-D9-TMS	8.793	380	14856	25.00	ng/mL	0.00
Target Compounds						
2) Carboxy-THC-TMS	8.820	371	1039	0.25	ng/mL#	* 69


(#) = qualifier out of range (m) = manual integration (+) = signals summed

*None detected.

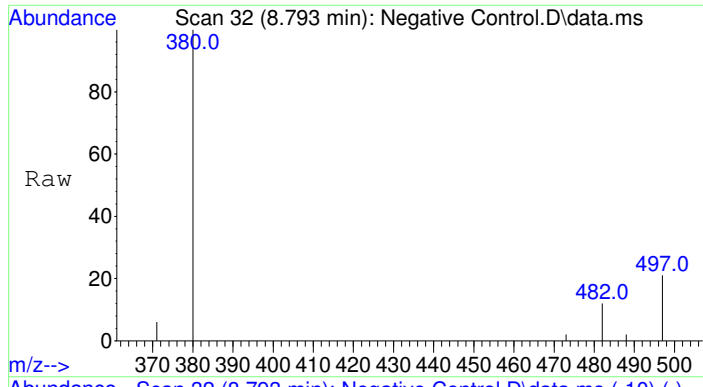
6

Data Path : F:\Data\062615 CANN\
Data File : Negative Control.D
Acq On : 26 Jun 2015 14:15
Operator : Pocatello Laboratory
Sample : Negative Control: UTAK Lot B0689
Misc : Analytical Method 3.10.1
ALS Vial : 1 Sample Multiplier: 1

Quant Time: Jun 29 09:56:24 2015
Quant Method : F:\Methods\Cann11-10-2010.M
Quant Title : Analytical Method 3.10.1: Blood Carboxy-THC
QLast Update : Mon Jun 29 09:55:19 2015
Response via : Initial Calibration

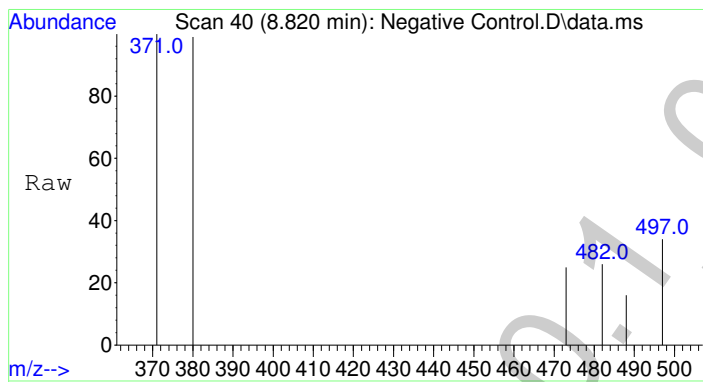
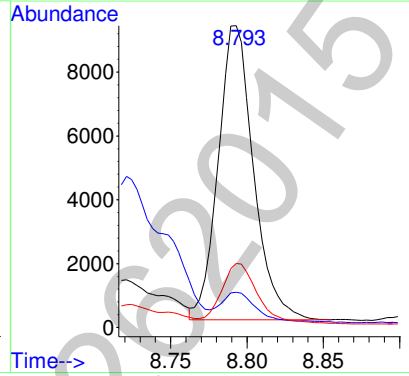
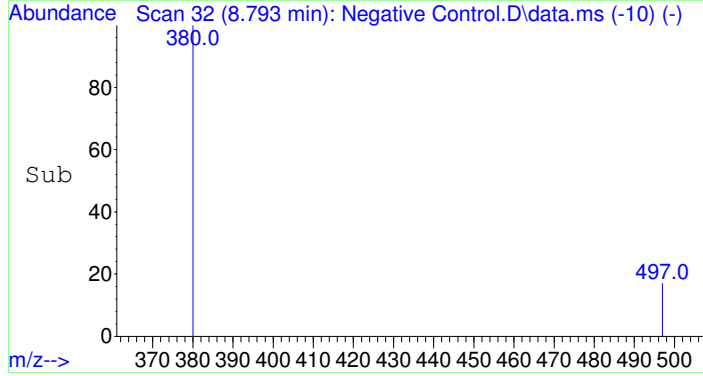


6



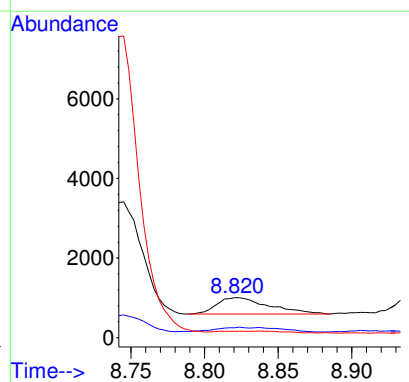
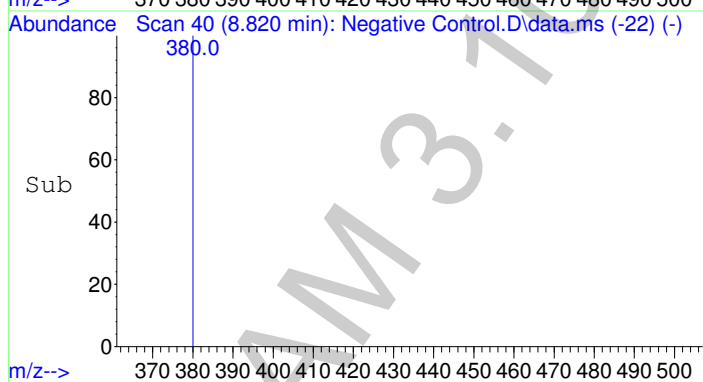
#1
 Carboxy-THC-D9-TMS
 Concen: 25.00 ng/mL
 RT: 8.793 min Scan# 32
 Delta R.T. -0.003 min
 Lab File: Negative Control.D
 Acq: 26 Jun 2015 14:15

Tgt Ion	Ratio	Resp	Lower	Upper
380	100	14856		
482	10.2	8.2	12.4	
497	21.1	16.7	25.1	



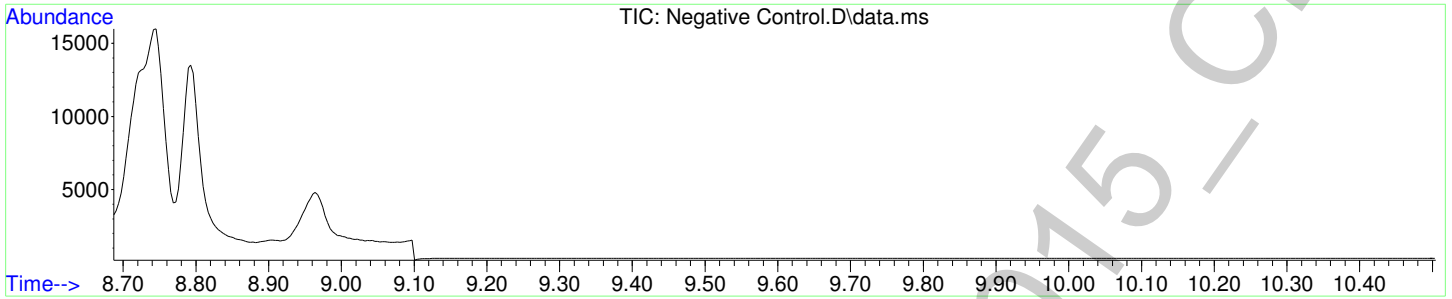
#2
 Carboxy-THC-TMS
 Concen: 0.25 ng/mL
 RT: 8.820 min Scan# 40
 Delta R.T. -0.017 min
 Lab File: Negative Control.D
 Acq: 26 Jun 2015 14:15

Tgt Ion	Ratio	Resp	Lower	Upper
371	100	1039		
473	16.6	24.2	36.2#	
488	0.0	14.0	21.0#	



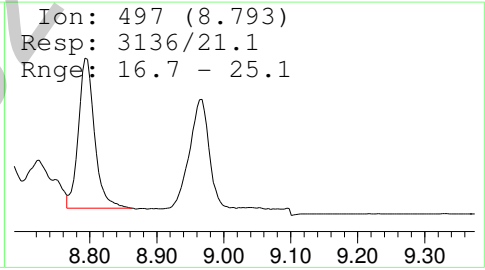
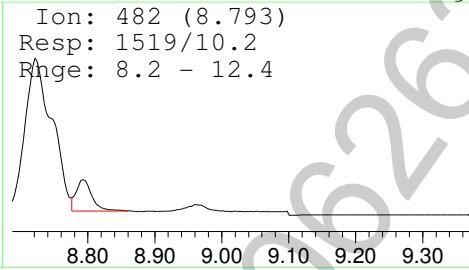
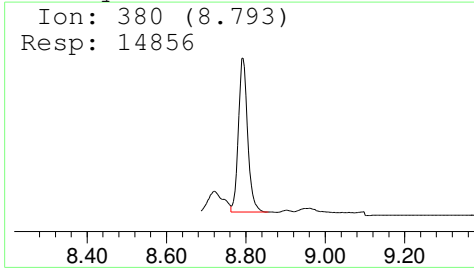
g

Data Path : F:\Data\062615 CANN\
 Data File : Negative Control.D
 Acq On : 26 Jun 2015 14:15
 Operator : Pocatello Laboratory
 Sample : Negative Control: UTAK Lot B0689
 Misc : Analytical Method 3.10.1
 ALS Vial : 1 Sample Multiplier: 1



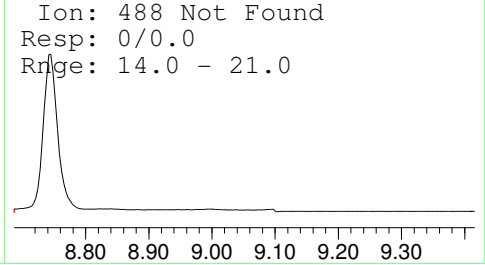
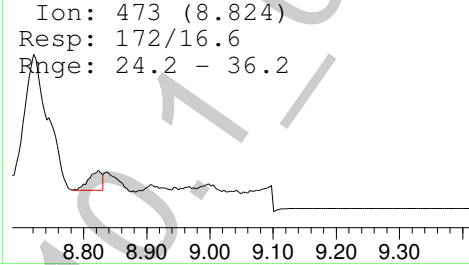
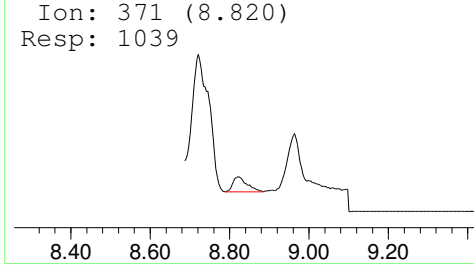
Carboxy-THC-D9-TMS

(ISTD) Amount: 25.00 ng/mL



Carboxy-THC-TMS

Amount: 0.25 ng/mL



2

Data Path : F:\Data\062615 CANN\
 Data File : Calibrator Level 1.D
 Acq On : 26 Jun 2015 14:29
 Operator : Pocatello Laboratory
 Sample : Calibrator Level 1: 2.5 ng/mL
 Misc : Analytical Method 3.10.1
 ALS Vial : 2 Sample Multiplier: 1

Quant Time: Jun 29 09:58:49 2015
 Quant Method : F:\Methods\Cann11-10-2010.M
 Quant Title : Analytical Method 3.10.1: Blood Carboxy-THC
 QLast Update : Mon Jun 29 09:55:19 2015
 Response via : Initial Calibration

Compound	R.T.	QIon	Response	Conc	Units	Dev(Min)
Internal Standards						
1) Carboxy-THC-D9-TMS	8.793	380	15940	25.00	ng/mL	0.00
Target Compounds						
2) Carboxy-THC-TMS	8.831	371	3722	3.24	ng/mL	* 96


(#) = qualifier out of range (m) = manual integration (+) = signals summed

*Quantity not within 20% expected value range but ions are within range. For qualitative purposes only.

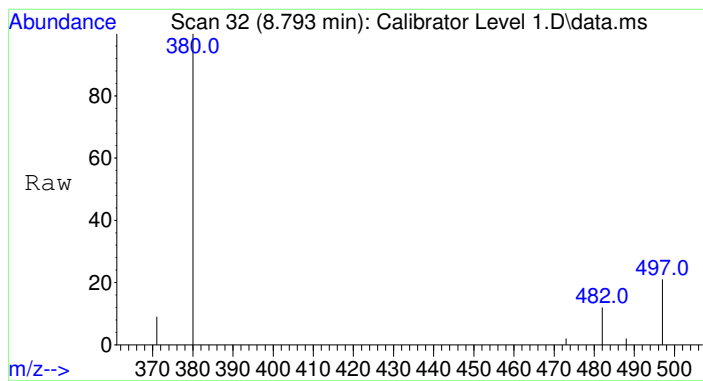
2

Data Path : F:\Data\062615 CANN\
Data File : Calibrator Level 1.D
Acq On : 26 Jun 2015 14:29
Operator : Pocatello Laboratory
Sample : Calibrator Level 1: 2.5 ng/mL
Misc : Analytical Method 3.10.1
ALS Vial : 2 Sample Multiplier: 1

Quant Time: Jun 29 09:58:49 2015
Quant Method : F:\Methods\Cann11-10-2010.M
Quant Title : Analytical Method 3.10.1: Blood Carboxy-THC
QLast Update : Mon Jun 29 09:55:19 2015
Response via : Initial Calibration

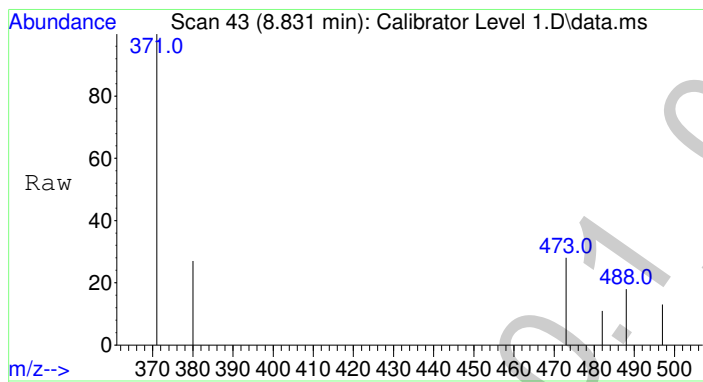
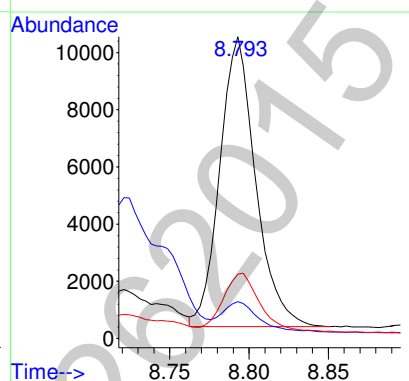
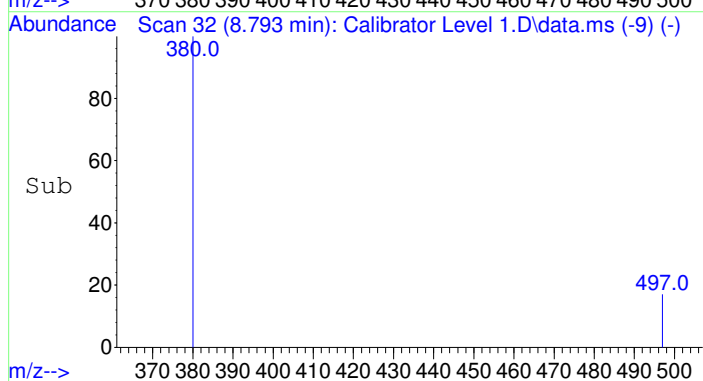


2



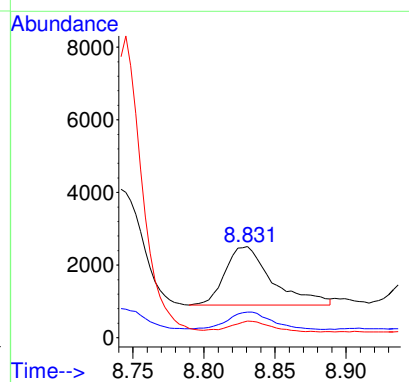
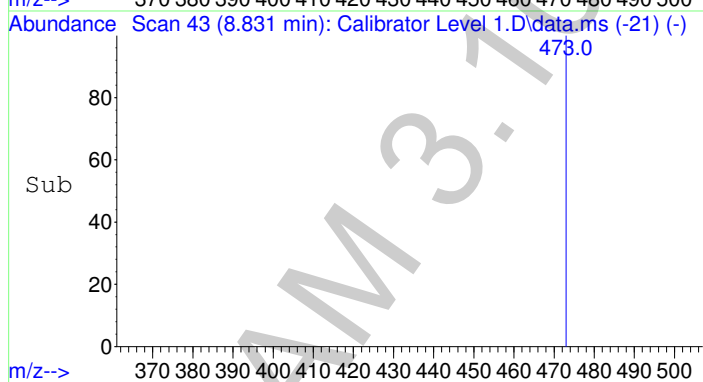
#1
 Carboxy-THC-D9-TMS
 Concen: 25.00 ng/mL
 RT: 8.793 min Scan# 32
 Delta R.T. -0.003 min
 Lab File: Calibrator Level 1.D
 Acq: 26 Jun 2015 14:29

Tgt Ion	Ratio	Resp	Lower	Upper
380	100	15940		
482	10.9	8.2	12.4	
497	21.2	16.7	25.1	



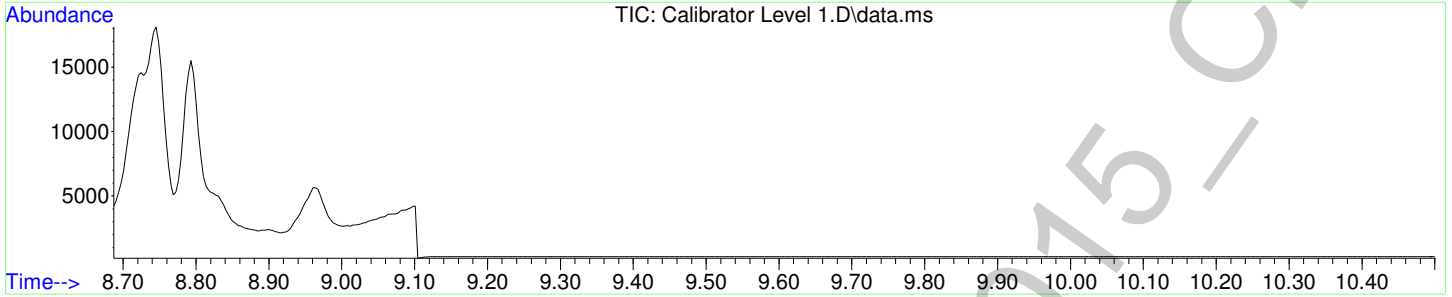
#2
 Carboxy-THC-TMS
 Concen: 3.24 ng/mL
 RT: 8.831 min Scan# 43
 Delta R.T. -0.006 min
 Lab File: Calibrator Level 1.D
 Acq: 26 Jun 2015 14:29

Tgt Ion	Ratio	Resp	Lower	Upper
371	100	3722		
473	27.5	24.2	36.2	
488	16.0	14.0	21.0	



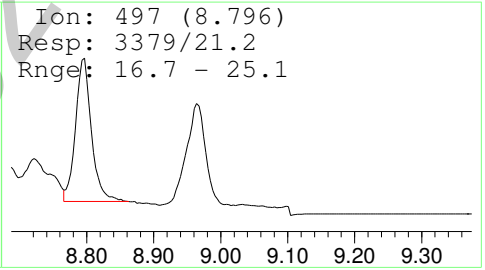
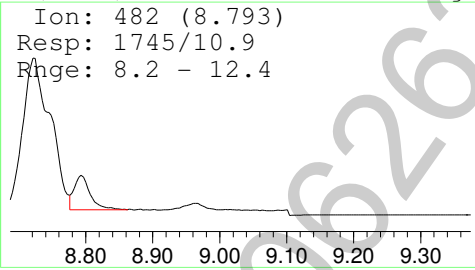
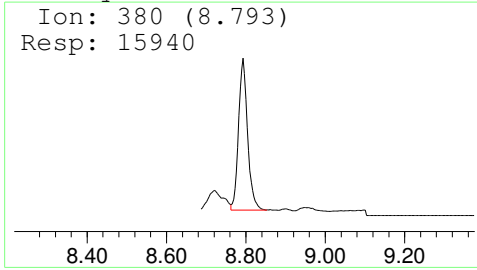
2

Data Path : F:\Data\062615 CANN\
Data File : Calibrator Level 1.D
Acq On : 26 Jun 2015 14:29
Operator : Pocatello Laboratory
Sample : Calibrator Level 1: 2.5 ng/mL
Misc : Analytical Method 3.10.1
ALS Vial : 2 Sample Multiplier: 1



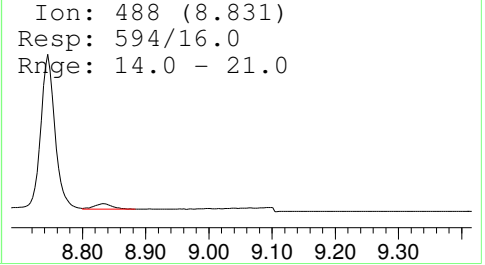
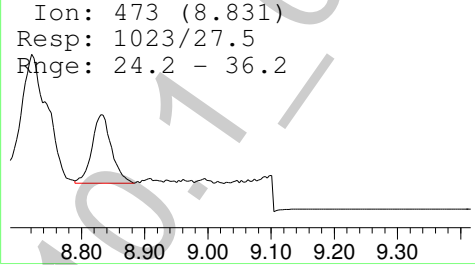
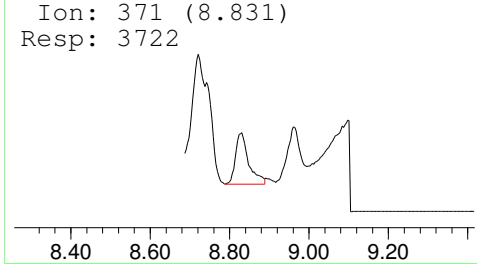
Carboxy-THC-D9-TMS

(ISTD) Amount: 25.00 ng/mL



Carboxy-THC-TMS

Amount: 3.24 ng/mL



2

Data Path : F:\Data\062615 CANN\
 Data File : Calibrator Level 2.D
 Acq On : 26 Jun 2015 14:44
 Operator : Pocatello Laboratory
 Sample : Calibrator Level 2: 5 ng/mL
 Misc : Analytical Method 3.10.1
 ALS Vial : 3 Sample Multiplier: 1

Quant Time: Jun 29 09:59:53 2015
 Quant Method : F:\Methods\Cann11-10-2010.M
 Quant Title : Analytical Method 3.10.1: Blood Carboxy-THC
 QLast Update : Mon Jun 29 09:55:19 2015
 Response via : Initial Calibration

Compound	R.T.	QIon	Response	Conc	Units	Dev(Min)
Internal Standards						
1) Carboxy-THC-D9-TMS	8.796	380	17409	25.00	ng/mL	0.00
Target Compounds						
2) Carboxy-THC-TMS	8.834	371	6231	5.51	ng/mL	Qvalue 99


(#) = qualifier out of range (m) = manual integration (+) = signals summed

POC_AM 3.10.1_06262015_CDS

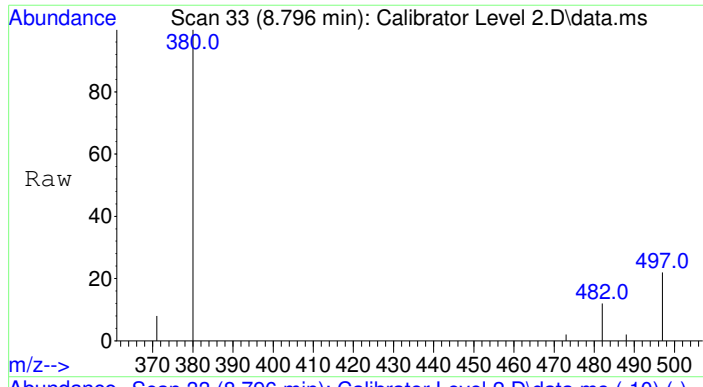
2

Data Path : F:\Data\062615 CANN\
Data File : Calibrator Level 2.D
Acq On : 26 Jun 2015 14:44
Operator : Pocatello Laboratory
Sample : Calibrator Level 2: 5 ng/mL
Misc : Analytical Method 3.10.1
ALS Vial : 3 Sample Multiplier: 1

Quant Time: Jun 29 09:59:53 2015
Quant Method : F:\Methods\Cann11-10-2010.M
Quant Title : Analytical Method 3.10.1: Blood Carboxy-THC
QLast Update : Mon Jun 29 09:55:19 2015
Response via : Initial Calibration

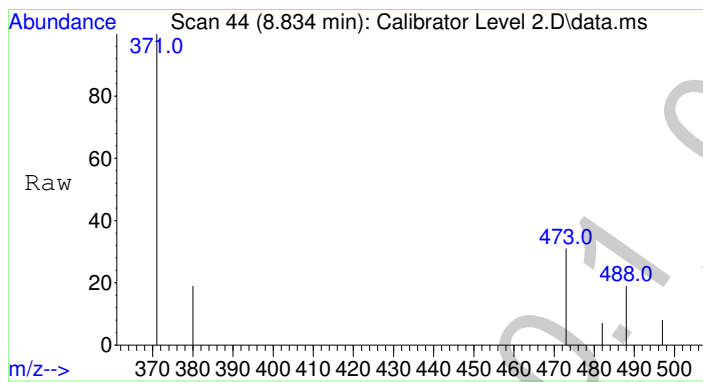
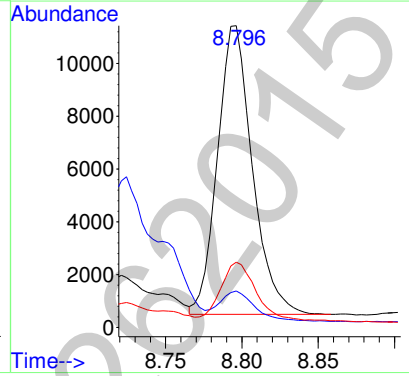
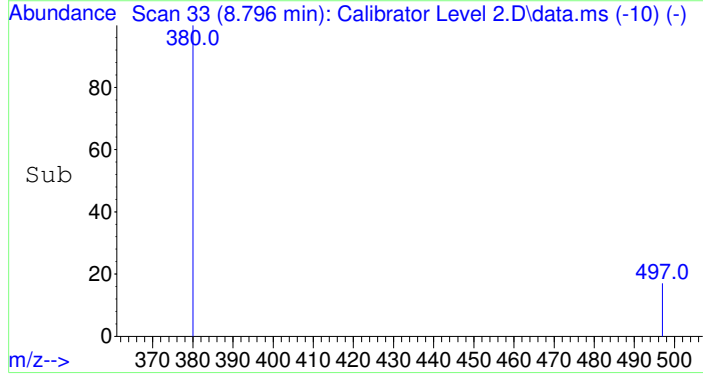


22



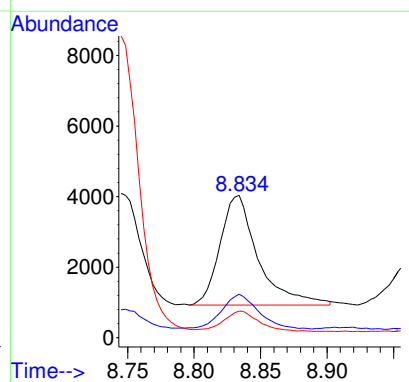
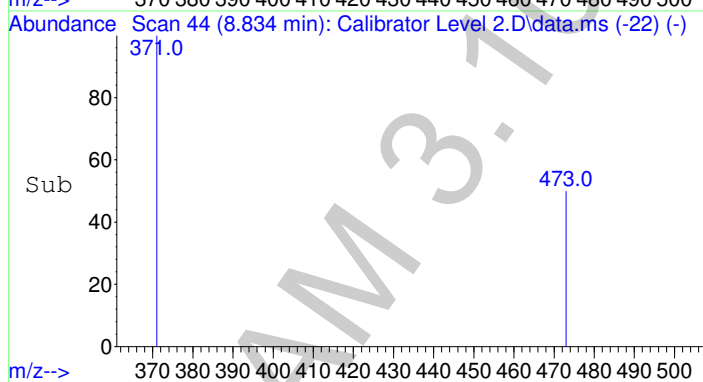
#1
 Carboxy-THC-D9-TMS
 Concen: 25.00 ng/mL
 RT: 8.796 min Scan# 33
 Delta R.T. 0.000 min
 Lab File: Calibrator Level 2.D
 Acq: 26 Jun 2015 14:44

Tgt Ion	Ratio	Resp	Lower	Upper
380	100	17409		
482	10.9	8.2	12.4	
497	20.6	16.7	25.1	



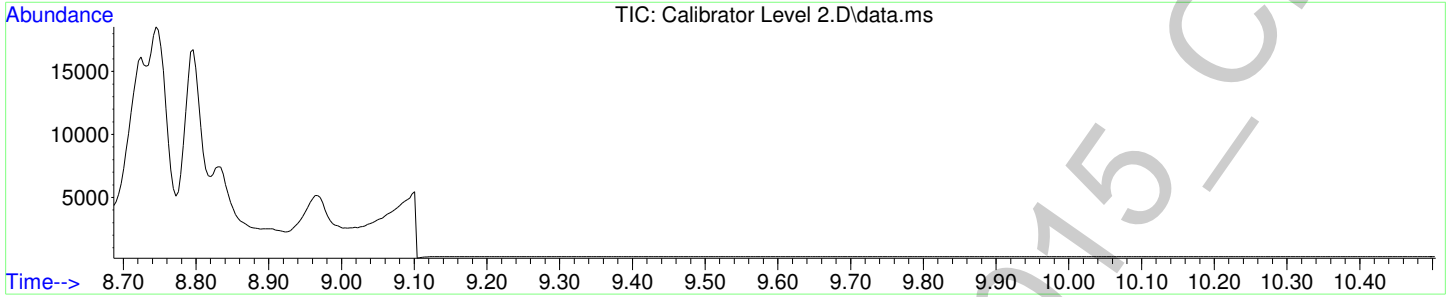
#2
 Carboxy-THC-TMS
 Concen: 5.51 ng/mL
 RT: 8.834 min Scan# 44
 Delta R.T. -0.003 min
 Lab File: Calibrator Level 2.D
 Acq: 26 Jun 2015 14:44

Tgt Ion	Ratio	Resp	Lower	Upper
371	100	6231		
473	30.3	24.2	36.2	
488	16.9	14.0	21.0	



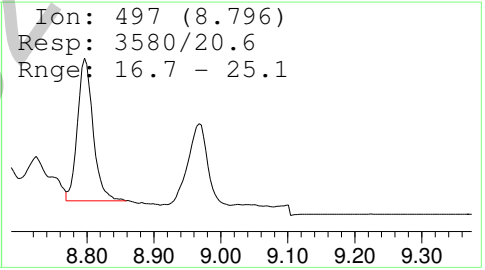
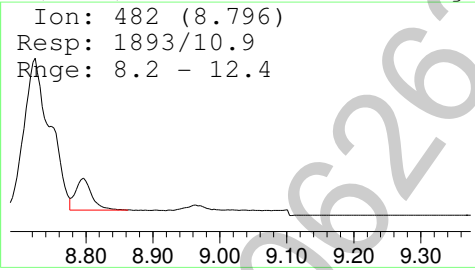
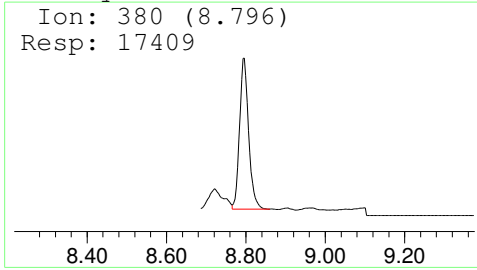
2

Data Path : F:\Data\062615 CANN\
Data File : Calibrator Level 2.D
Acq On : 26 Jun 2015 14:44
Operator : Pocatello Laboratory
Sample : Calibrator Level 2: 5 ng/mL
Misc : Analytical Method 3.10.1
ALS Vial : 3 Sample Multiplier: 1



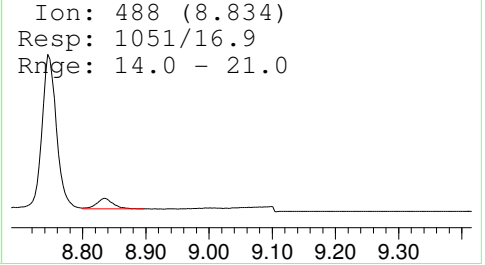
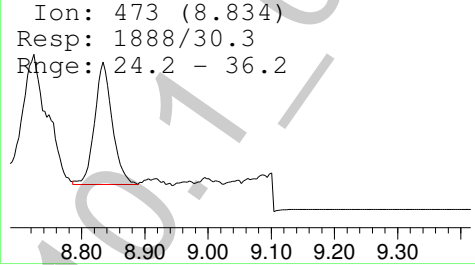
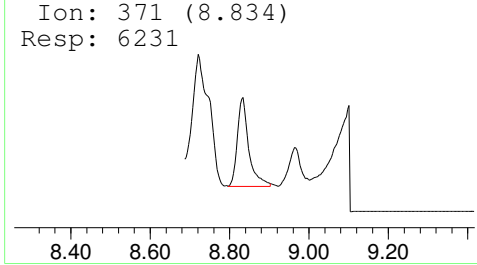
Carboxy-THC-D9-TMS

(ISTD) Amount: 25.00 ng/mL



Carboxy-THC-TMS

Amount: 5.51 ng/mL



2

Data Path : F:\Data\062615 CANN\
 Data File : Calibrator Level 3.D
 Acq On : 26 Jun 2015 14:59
 Operator : Pocatello Laboratory
 Sample : Calibrator Level 3: 10 ng/mL
 Misc : Analytical Method 3.10.1
 ALS Vial : 4 Sample Multiplier: 1

Quant Time: Jun 29 10:00:43 2015
 Quant Method : F:\Methods\Cann11-10-2010.M
 Quant Title : Analytical Method 3.10.1: Blood Carboxy-THC
 QLast Update : Mon Jun 29 09:55:19 2015
 Response via : Initial Calibration


Compound	R.T.	QIon	Response	Conc	Units	Dev(Min)
Internal Standards						
1) Carboxy-THC-D9-TMS	8.796	380	17525	25.00	ng/mL	0.00
Target Compounds						
2) Carboxy-THC-TMS	8.831	371	10460	9.86	ng/mL	Qvalue 99

(#) = qualifier out of range (m) = manual integration (+) = signals summed

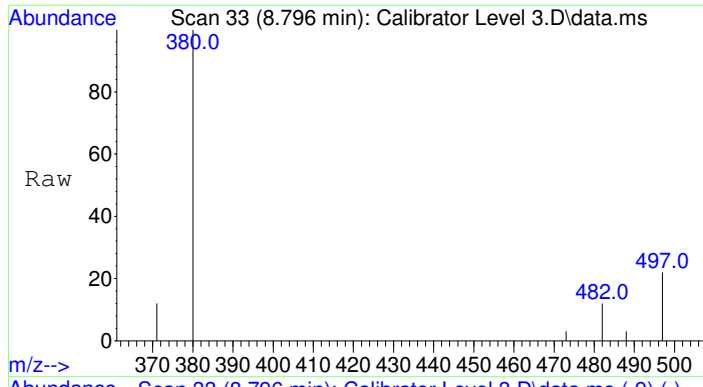
2

Data Path : F:\Data\062615 CANN\
Data File : Calibrator Level 3.D
Acq On : 26 Jun 2015 14:59
Operator : Pocatello Laboratory
Sample : Calibrator Level 3: 10 ng/mL
Misc : Analytical Method 3.10.1
ALS Vial : 4 Sample Multiplier: 1

Quant Time: Jun 29 10:00:43 2015
Quant Method : F:\Methods\Cann11-10-2010.M
Quant Title : Analytical Method 3.10.1: Blood Carboxy-THC
QLast Update : Mon Jun 29 09:55:19 2015
Response via : Initial Calibration

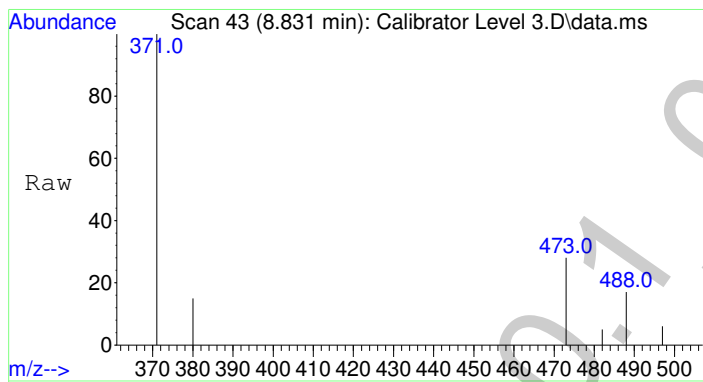
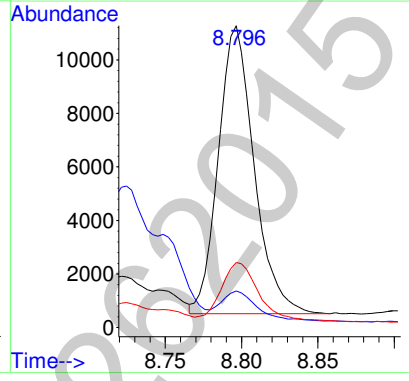
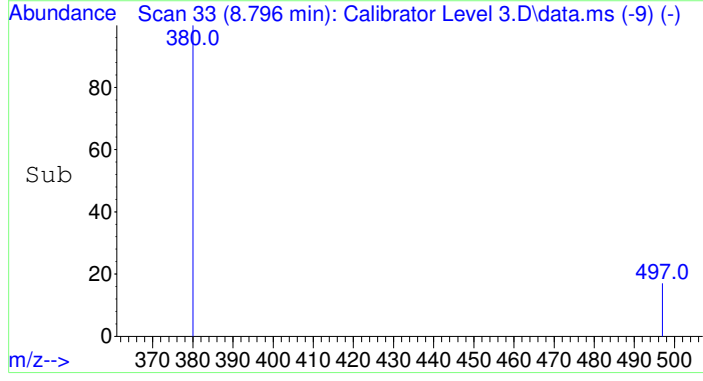


2



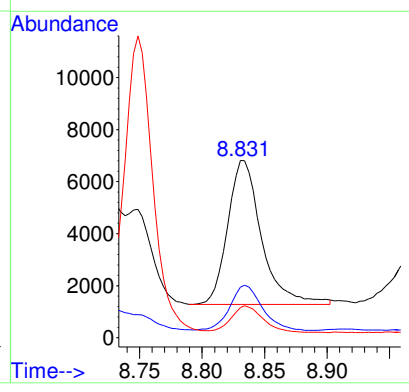
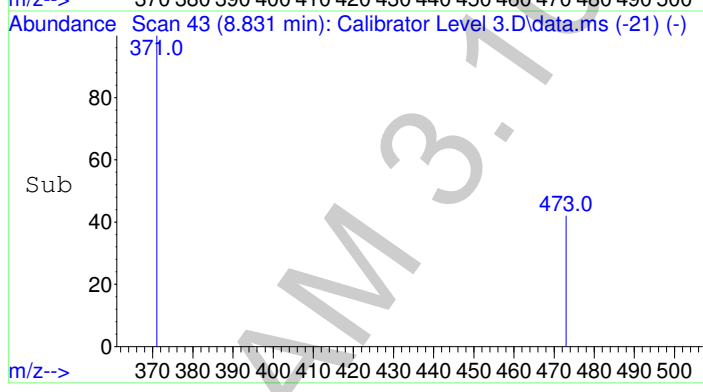
#1
 Carboxy-THC-D9-TMS
 Concen: 25.00 ng/mL
 RT: 8.796 min Scan# 33
 Delta R.T. 0.000 min
 Lab File: Calibrator Level 3.D
 Acq: 26 Jun 2015 14:59

Tgt Ion	Ratio	Resp	Lower	Upper
380	100	17525		
482	10.4	8.2	12.4	
497	20.9	16.7	25.1	



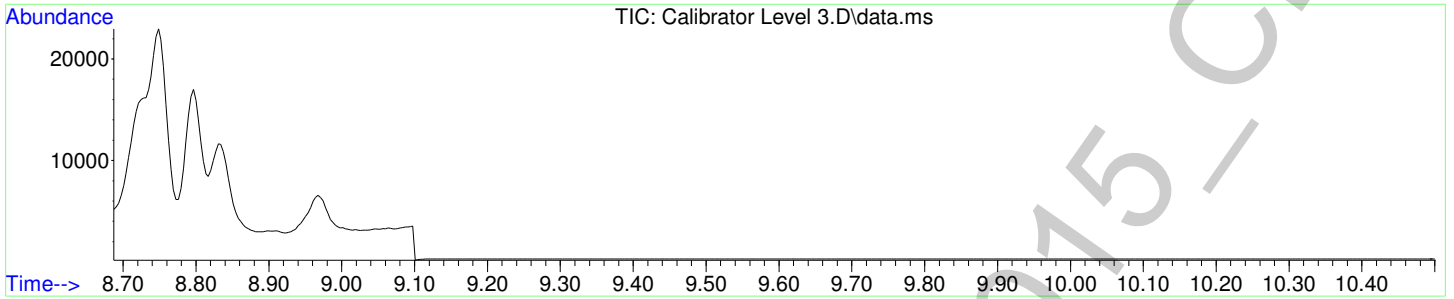
#2
 Carboxy-THC-TMS
 Concen: 9.86 ng/mL
 RT: 8.831 min Scan# 43
 Delta R.T. -0.006 min
 Lab File: Calibrator Level 3.D
 Acq: 26 Jun 2015 14:59

Tgt Ion	Ratio	Resp	Lower	Upper
371	100	10460		
473	29.9	24.2	36.2	
488	17.3	14.0	21.0	



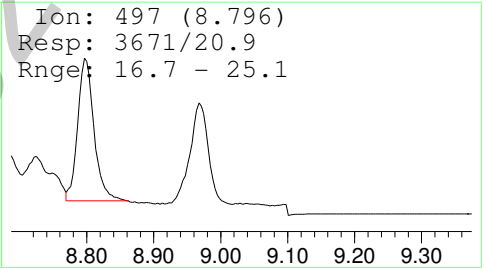
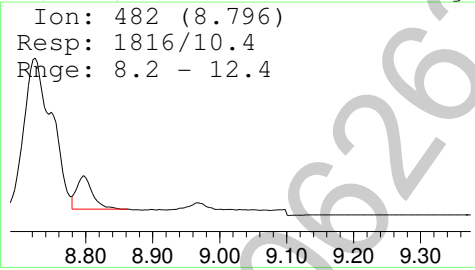
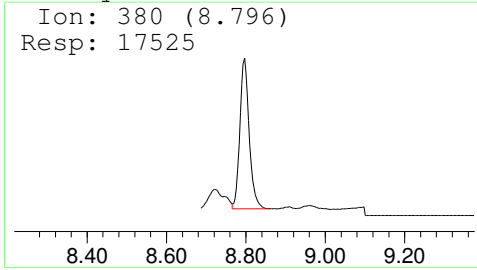
2

Data Path : F:\Data\062615 CANN\
Data File : Calibrator Level 3.D
Acq On : 26 Jun 2015 14:59
Operator : Pocatello Laboratory
Sample : Calibrator Level 3: 10 ng/mL
Misc : Analytical Method 3.10.1
ALS Vial : 4 Sample Multiplier: 1



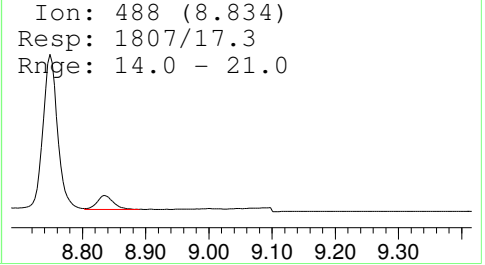
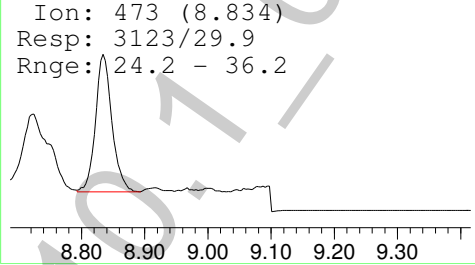
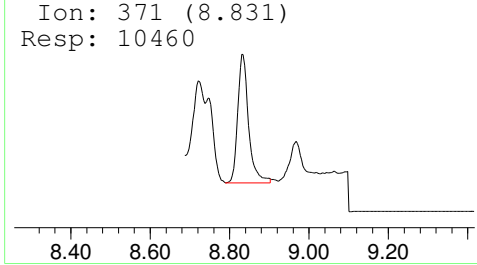
Carboxy-THC-D9-TMS

(ISTD) Amount: 25.00 ng/mL



Carboxy-THC-TMS

Amount: 9.86 ng/mL



g

Data Path : F:\Data\062615 CANN\
 Data File : Calibrator Level 4.D
 Acq On : 26 Jun 2015 15:14
 Operator : Pocatello Laboratory
 Sample : Calibrator Level 4: 25 ng/mL
 Misc : Analytical Method 3.10.1
 ALS Vial : 5 Sample Multiplier: 1

Quant Time: Jun 29 10:01:37 2015
 Quant Method : F:\Methods\Cann11-10-2010.M
 Quant Title : Analytical Method 3.10.1: Blood Carboxy-THC
 QLast Update : Mon Jun 29 09:55:19 2015
 Response via : Initial Calibration


Compound	R.T.	QIon	Response	Conc	Units	Dev(Min)
Internal Standards						
1) Carboxy-THC-D9-TMS	8.796	380	15556	25.00	ng/mL	0.00
Target Compounds						
2) Carboxy-THC-TMS	8.834	371	21752	24.48	ng/mL	Qvalue 98

(#) = qualifier out of range (m) = manual integration (+) = signals summed

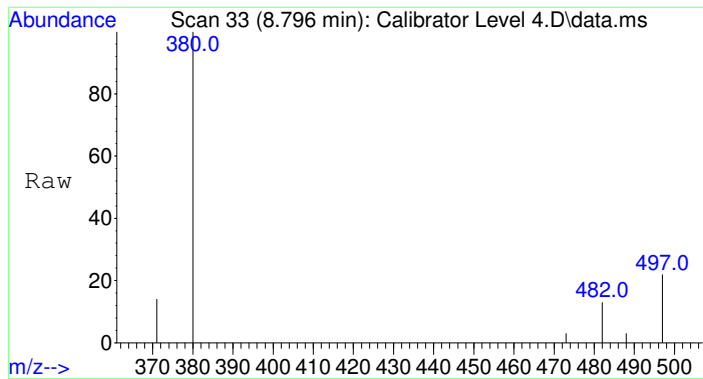
2

Data Path : F:\Data\062615 CANN\
Data File : Calibrator Level 4.D
Acq On : 26 Jun 2015 15:14
Operator : Pocatello Laboratory
Sample : Calibrator Level 4: 25 ng/mL
Misc : Analytical Method 3.10.1
ALS Vial : 5 Sample Multiplier: 1

Quant Time: Jun 29 10:01:37 2015
Quant Method : F:\Methods\Cann11-10-2010.M
Quant Title : Analytical Method 3.10.1: Blood Carboxy-THC
QLast Update : Mon Jun 29 09:55:19 2015
Response via : Initial Calibration

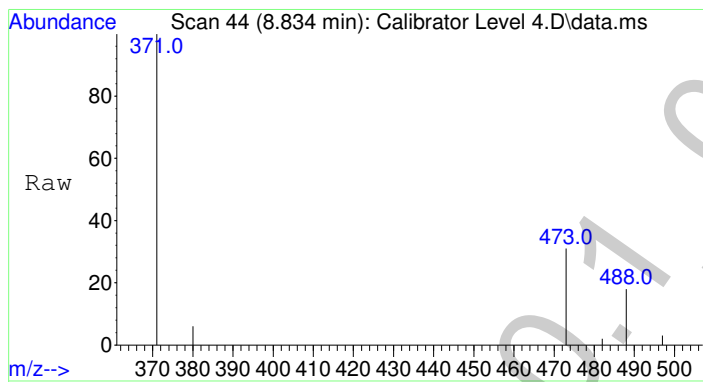
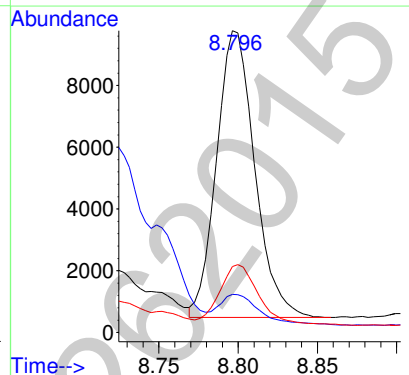
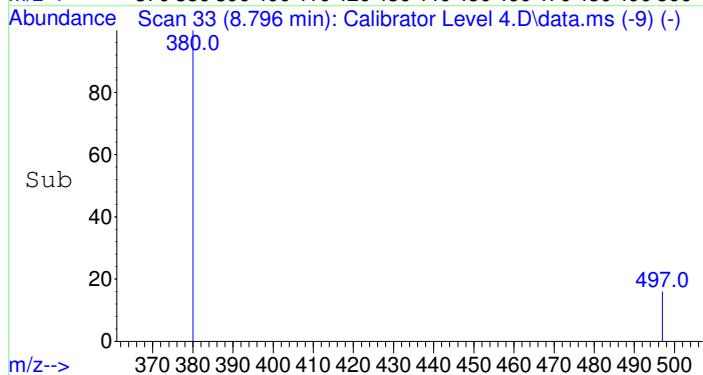


2



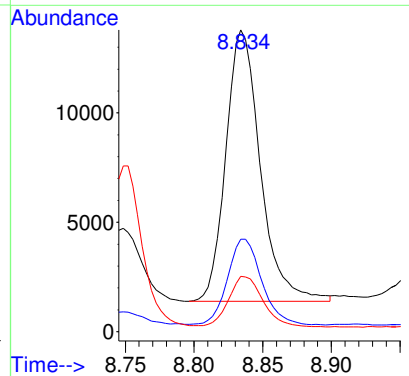
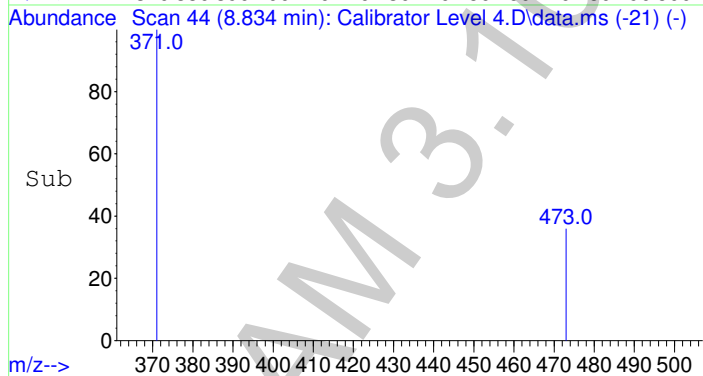
#1
 Carboxy-THC-D9-TMS
 Concen: 25.00 ng/mL
 RT: 8.796 min Scan# 33
 Delta R.T. 0.000 min
 Lab File: Calibrator Level 4.D
 Acq: 26 Jun 2015 15:14

Tgt Ion	Ratio	Resp	Lower	Upper
380	100	15556		
482	11.4	8.2	12.4	
497	20.8	16.7	25.1	



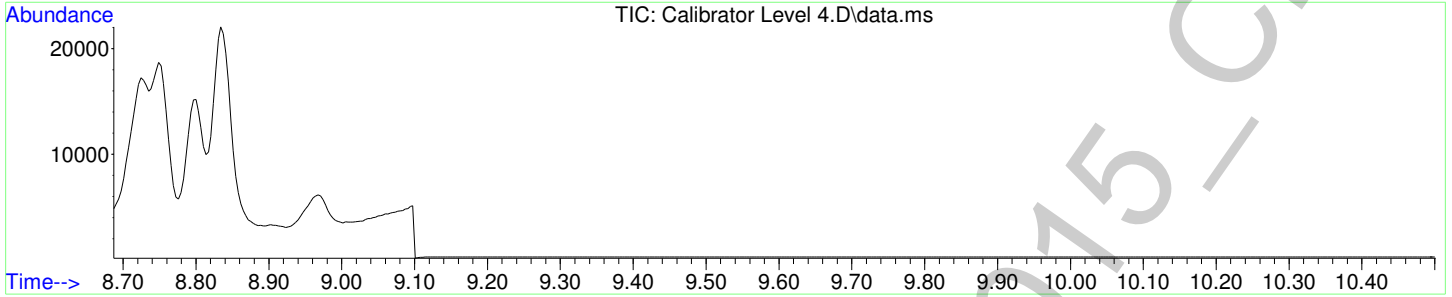
#2
 Carboxy-THC-TMS
 Concen: 24.48 ng/mL
 RT: 8.834 min Scan# 44
 Delta R.T. -0.003 min
 Lab File: Calibrator Level 4.D
 Acq: 26 Jun 2015 15:14

Tgt Ion	Ratio	Resp	Lower	Upper
371	100	21752		
473	31.4	24.2	36.2	
488	18.5	14.0	21.0	



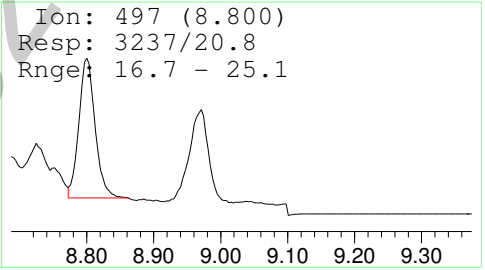
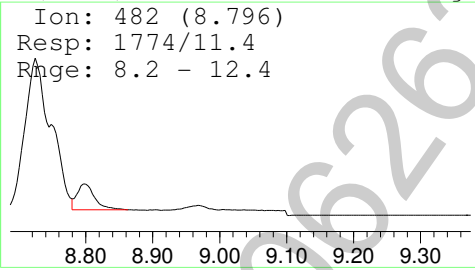
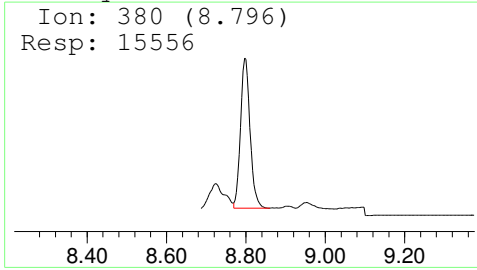
g

Data Path : F:\Data\062615 CANN\
Data File : Calibrator Level 4.D
Acq On : 26 Jun 2015 15:14
Operator : Pocatello Laboratory
Sample : Calibrator Level 4: 25 ng/mL
Misc : Analytical Method 3.10.1
ALS Vial : 5 Sample Multiplier: 1



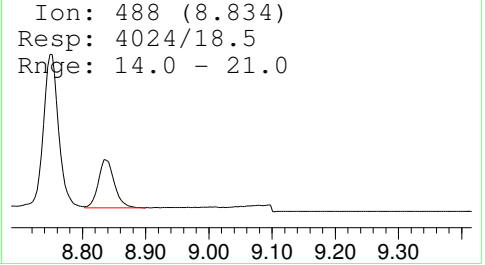
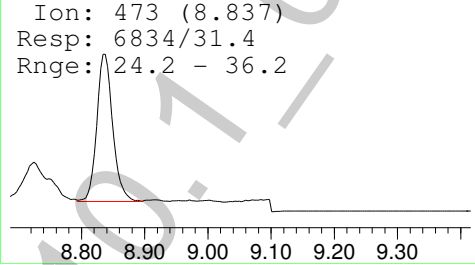
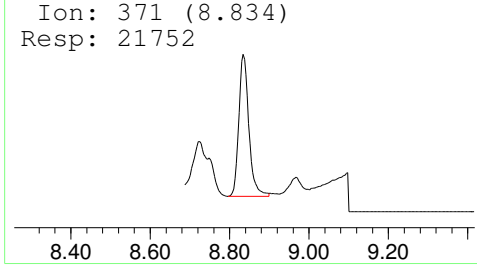
Carboxy-THC-D9-TMS

(ISTD) Amount: 25.00 ng/mL



Carboxy-THC-TMS

Amount: 24.48 ng/mL



2

Data Path : F:\Data\062615 CANN\
 Data File : Calibrator Level 5.D
 Acq On : 26 Jun 2015 15:28
 Operator : Pocatello Laboratory
 Sample : Calibrator Level 5: 50 ng/mL
 Misc : Analytical Method 3.10.1
 ALS Vial : 6 Sample Multiplier: 1

Quant Time: Jun 29 10:02:28 2015
 Quant Method : F:\Methods\Cann11-10-2010.M
 Quant Title : Analytical Method 3.10.1: Blood Carboxy-THC
 QLast Update : Mon Jun 29 09:55:19 2015
 Response via : Initial Calibration


Compound	R.T.	QIon	Response	Conc	Units	Dev(Min)
Internal Standards						
1) Carboxy-THC-D9-TMS	8.799	380	16400	25.00	ng/mL	0.00
Target Compounds						
2) Carboxy-THC-TMS	8.834	371	44919	48.93	ng/mL	Qvalue 98

(#) = qualifier out of range (m) = manual integration (+) = signals summed

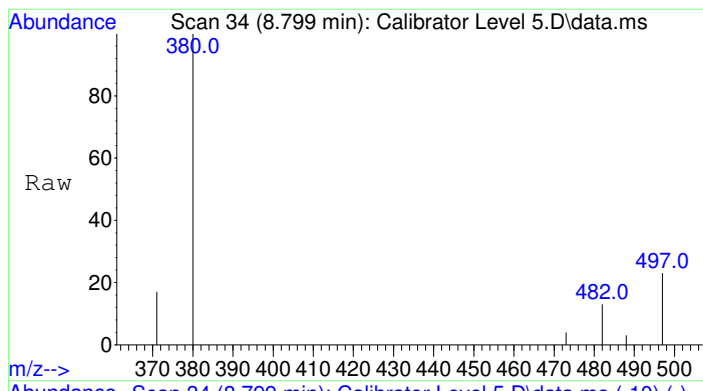
6

Data Path : F:\Data\062615 CANN\
Data File : Calibrator Level 5.D
Acq On : 26 Jun 2015 15:28
Operator : Pocatello Laboratory
Sample : Calibrator Level 5: 50 ng/mL
Misc : Analytical Method 3.10.1
ALS Vial : 6 Sample Multiplier: 1

Quant Time: Jun 29 10:02:28 2015
Quant Method : F:\Methods\Cann11-10-2010.M
Quant Title : Analytical Method 3.10.1: Blood Carboxy-THC
QLast Update : Mon Jun 29 09:55:19 2015
Response via : Initial Calibration

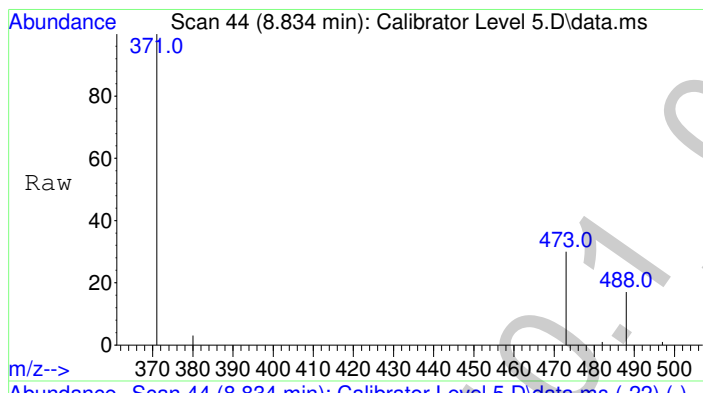
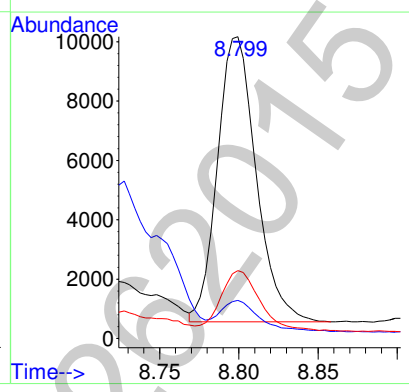
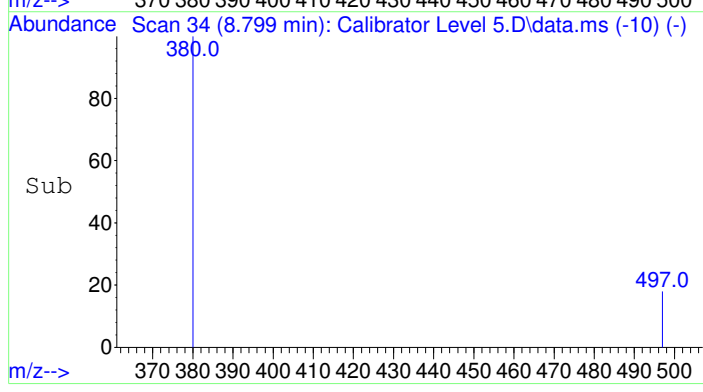


2



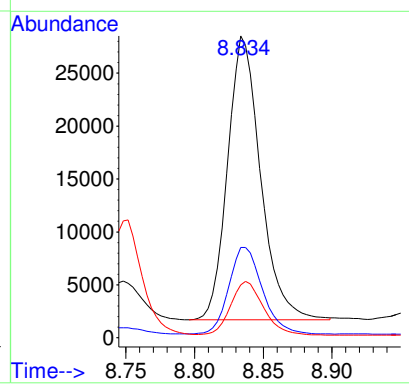
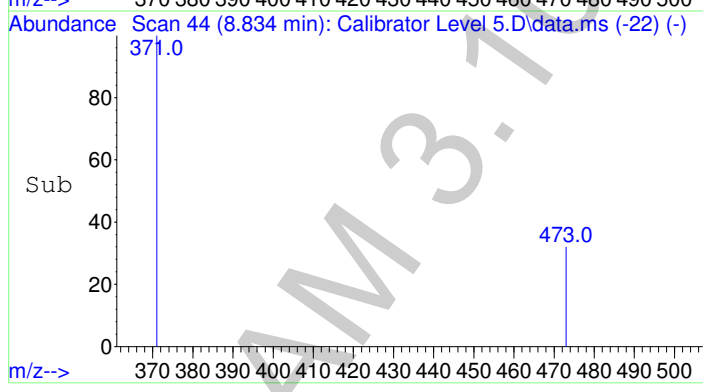
#1
 Carboxy-THC-D9-TMS
 Concen: 25.00 ng/mL
 RT: 8.799 min Scan# 34
 Delta R.T. 0.003 min
 Lab File: Calibrator Level 5.D
 Acq: 26 Jun 2015 15:28

Tgt Ion	Ratio	Resp	Lower	Upper
380	100	16400		
482	11.0	8.2	12.4	
497	20.9	16.7	25.1	



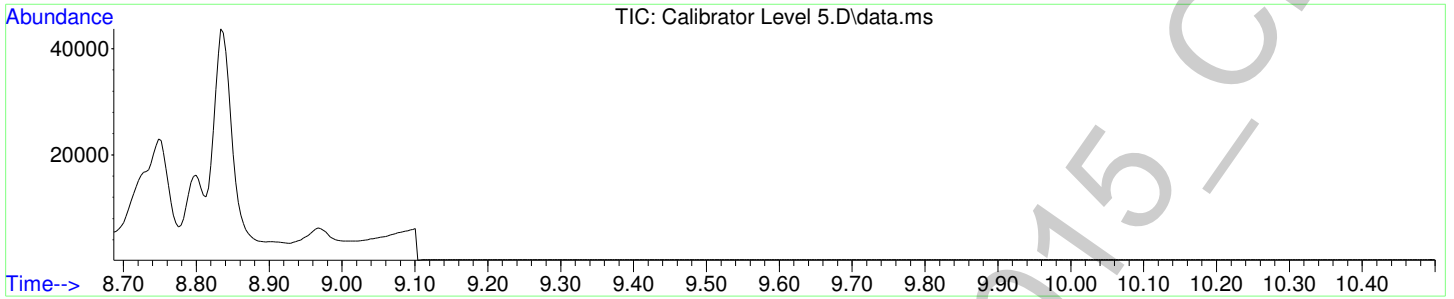
#2
 Carboxy-THC-TMS
 Concen: 48.93 ng/mL
 RT: 8.834 min Scan# 44
 Delta R.T. -0.003 min
 Lab File: Calibrator Level 5.D
 Acq: 26 Jun 2015 15:28

Tgt Ion	Ratio	Resp	Lower	Upper
371	100	44919		
473	31.0	24.2	36.2	
488	18.8	14.0	21.0	



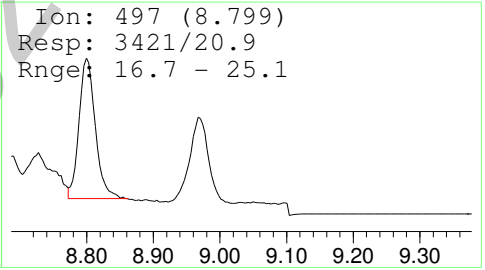
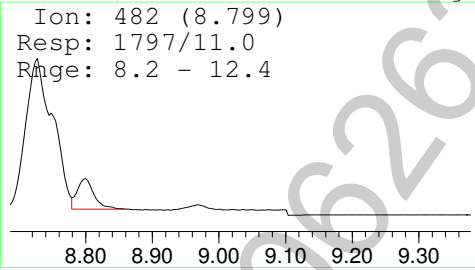
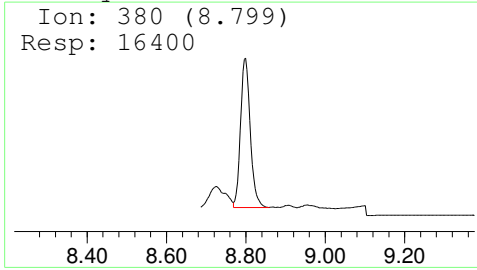
2

Data Path : F:\Data\062615 CANN\
Data File : Calibrator Level 5.D
Acq On : 26 Jun 2015 15:28
Operator : Pocatello Laboratory
Sample : Calibrator Level 5: 50 ng/mL
Misc : Analytical Method 3.10.1
ALS Vial : 6 Sample Multiplier: 1



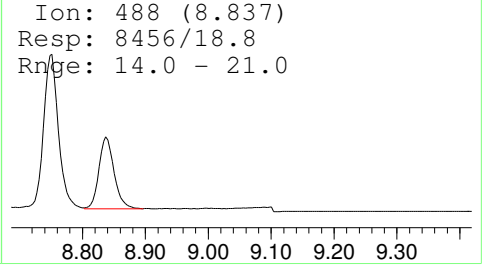
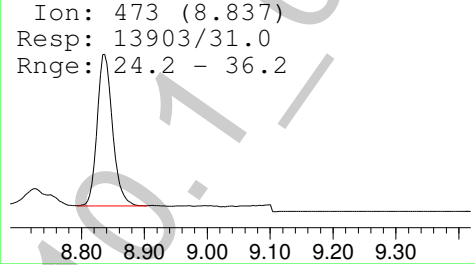
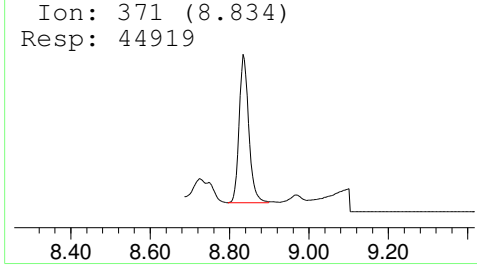
Carboxy-THC-D9-TMS

(ISTD) Amount: 25.00 ng/mL



Carboxy-THC-TMS

Amount: 48.93 ng/mL



g

Data Path : F:\Data\062615 CANN\
 Data File : Calibrator Level 6.D
 Acq On : 26 Jun 2015 15:43
 Operator : Pocatello Laboratory
 Sample : Calibrator Level 6: 100 ng/mL
 Misc : Analytical Method 3.10.1
 ALS Vial : 7 Sample Multiplier: 1

Quant Time: Jun 29 10:03:13 2015
 Quant Method : F:\Methods\Cann11-10-2010.M
 Quant Title : Analytical Method 3.10.1: Blood Carboxy-THC
 QLast Update : Mon Jun 29 09:55:19 2015
 Response via : Initial Calibration

Compound	R.T.	QIon	Response	Conc	Units	Dev(Min)
Internal Standards						
1) Carboxy-THC-D9-TMS	8.796	380	16633	25.00	ng/mL	0.00
Target Compounds						
2) Carboxy-THC-TMS	8.837	371	92723	100.65	ng/mL	Qvalue 98

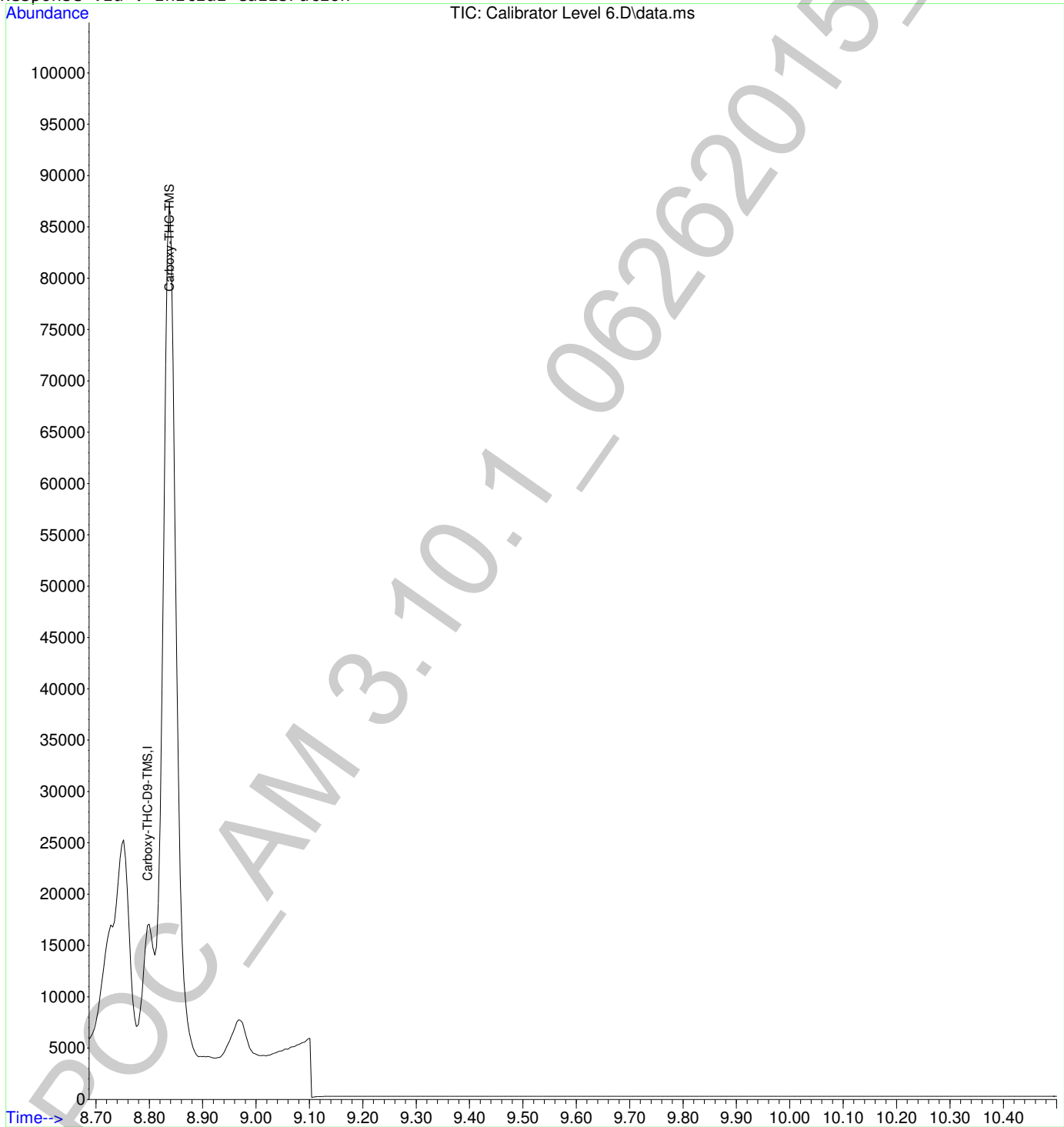
(#) = qualifier out of range (m) = manual integration (+) = signals summed

POC-AM 3.10.1_06262015 - CDS

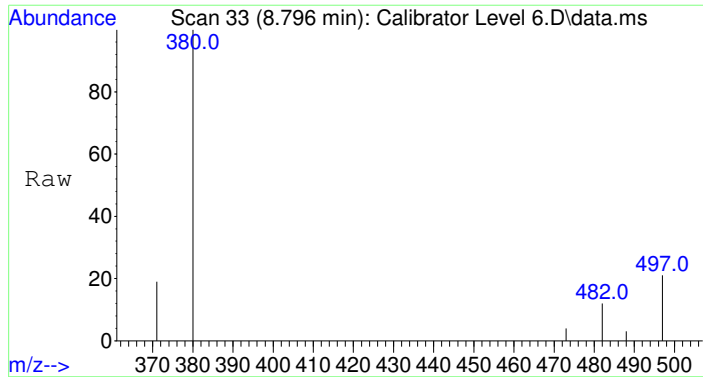
g

Data Path : F:\Data\062615 CANN\
Data File : Calibrator Level 6.D
Acq On : 26 Jun 2015 15:43
Operator : Pocatello Laboratory
Sample : Calibrator Level 6: 100 ng/mL
Misc : Analytical Method 3.10.1
ALS Vial : 7 Sample Multiplier: 1

Quant Time: Jun 29 10:03:13 2015
Quant Method : F:\Methods\Cann11-10-2010.M
Quant Title : Analytical Method 3.10.1: Blood Carboxy-THC
QLast Update : Mon Jun 29 09:55:19 2015
Response via : Initial Calibration

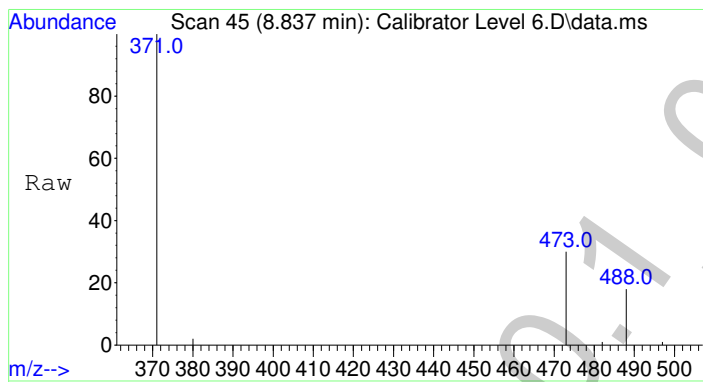
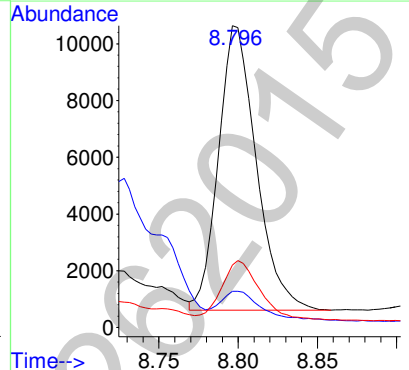
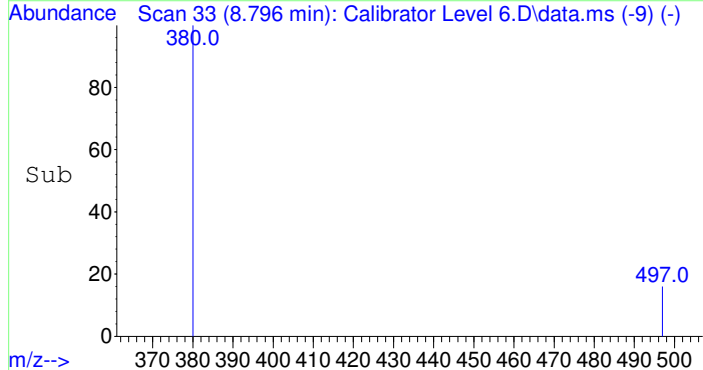


2



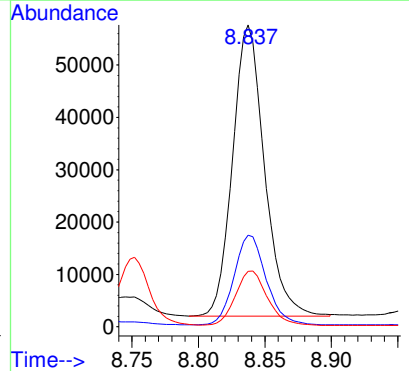
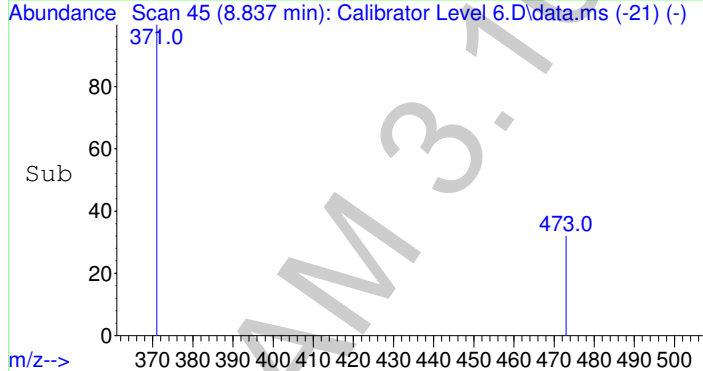
#1
 Carboxy-THC-D9-TMS
 Concen: 25.00 ng/mL
 RT: 8.796 min Scan# 33
 Delta R.T. 0.000 min
 Lab File: Calibrator Level 6.D
 Acq: 26 Jun 2015 15:43

Tgt Ion	Ratio	Resp	Lower	Upper
380	100	16633		
482	10.9	8.2	12.4	
497	20.9	16.7	25.1	



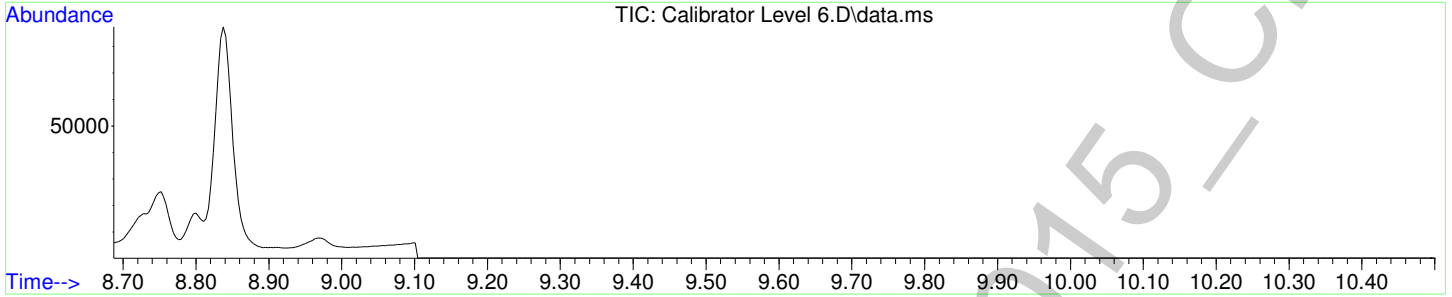
#2
 Carboxy-THC-TMS
 Concen: 100.65 ng/mL
 RT: 8.837 min Scan# 45
 Delta R.T. 0.000 min
 Lab File: Calibrator Level 6.D
 Acq: 26 Jun 2015 15:43

Tgt Ion	Ratio	Resp	Lower	Upper
371	100	92723		
473	30.8	24.2	36.2	
488	18.7	14.0	21.0	



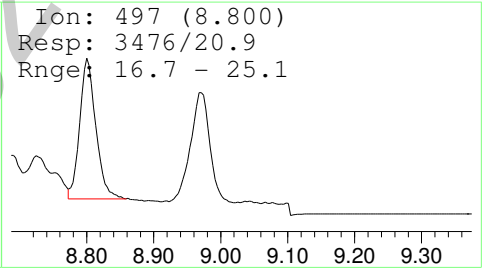
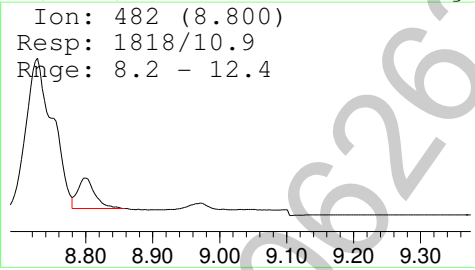
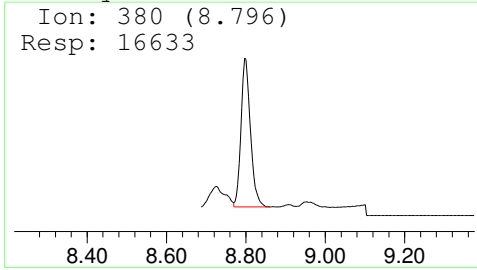
2

Data Path : F:\Data\062615 CANN\
 Data File : Calibrator Level 6.D
 Acq On : 26 Jun 2015 15:43
 Operator : Pocatello Laboratory
 Sample : Calibrator Level 6: 100 ng/mL
 Misc : Analytical Method 3.10.1
 ALS Vial : 7 Sample Multiplier: 1



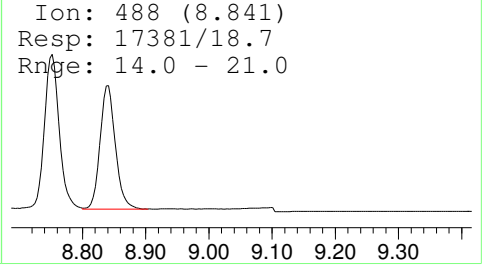
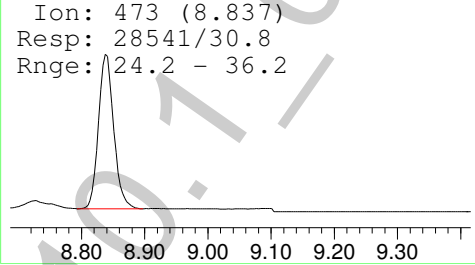
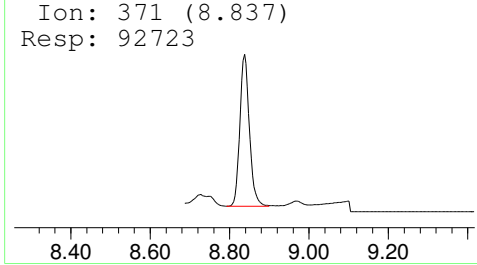
Carboxy-THC-D9-TMS

(ISTD) Amount: 25.00 ng/mL



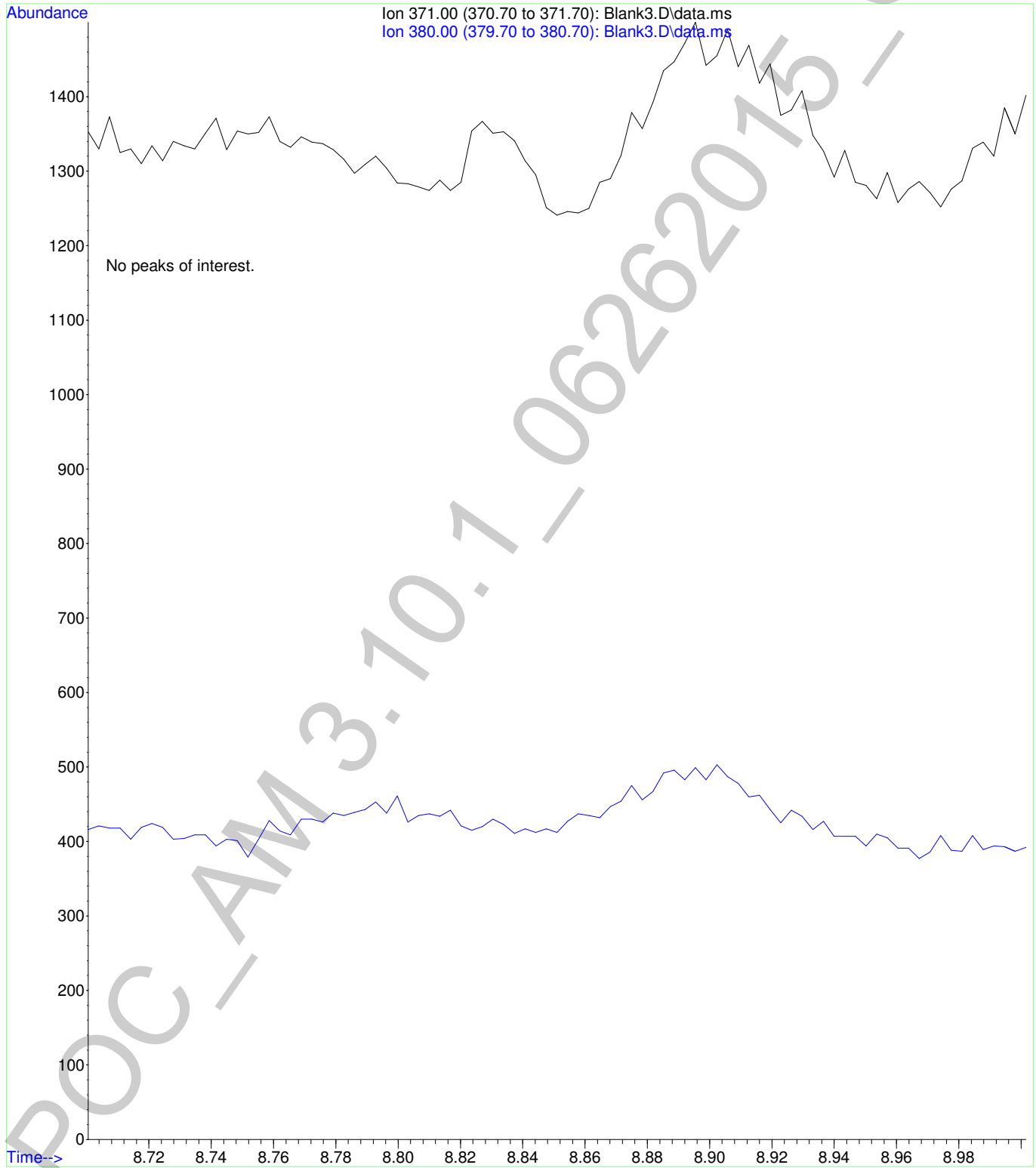
Carboxy-THC-TMS

Amount: 100.65 ng/mL



2

File :F:\Data\062615 CANN\Blank3.D
Operator : Pocatello Laboratory
Acquired : 26 Jun 2015 15:57 using AcqMethod CANN-11-10-2010.M
Instrument : Bones
Sample Name: Blank
Misc Info : CHCl3
Vial Number: 98



g

Data Path : F:\Data\062615 CANN\
 Data File : Low Control-1.D
 Acq On : 26 Jun 2015 17:26
 Operator : Pocatello Laboratory
 Sample : Low Control: 6 ng/mL
 Misc : Analytical Method 3.10.1
 ALS Vial : 8 Sample Multiplier: 1

Quant Time: Jun 29 09:57:50 2015
 Quant Method : F:\Methods\Cann11-10-2010.M
 Quant Title : Analytical Method 3.10.1: Blood Carboxy-THC
 QLast Update : Mon Jun 29 09:55:19 2015
 Response via : Initial Calibration

Compound	R.T.	QIon	Response	Conc	Units	Dev(Min)
Internal Standards						
1) Carboxy-THC-D9-TMS	8.790	380	19599	25.00	ng/mL	0.00
Target Compounds						
2) Carboxy-THC-TMS	8.824	371	7234	5.71	ng/mL	Qvalue 96


(#) = qualifier out of range (m) = manual integration (+) = signals summed

POC_AM 3.10.1_06262015 - CDS

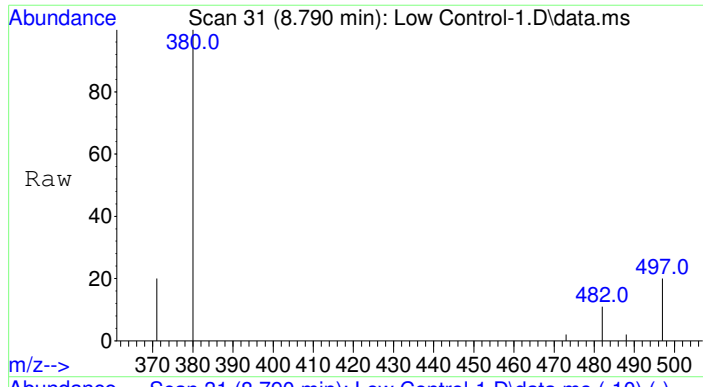
2

Data Path : F:\Data\062615 CANN\
Data File : Low Control-1.D
Acq On : 26 Jun 2015 17:26
Operator : Pocatello Laboratory
Sample : Low Control: 6 ng/mL
Misc : Analytical Method 3.10.1
ALS Vial : 8 Sample Multiplier: 1

Quant Time: Jun 29 09:57:50 2015
Quant Method : F:\Methods\Cann11-10-2010.M
Quant Title : Analytical Method 3.10.1: Blood Carboxy-THC
QLast Update : Mon Jun 29 09:55:19 2015
Response via : Initial Calibration

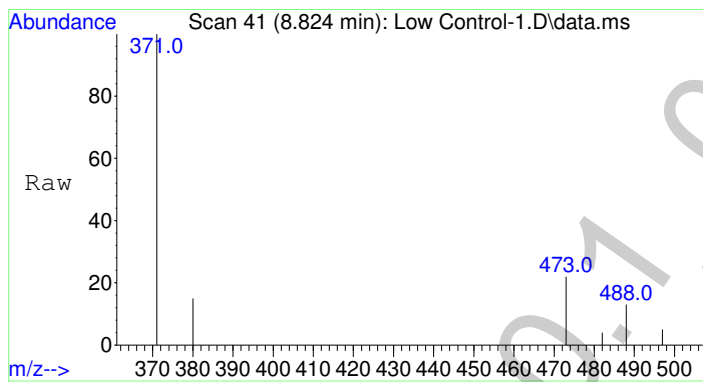
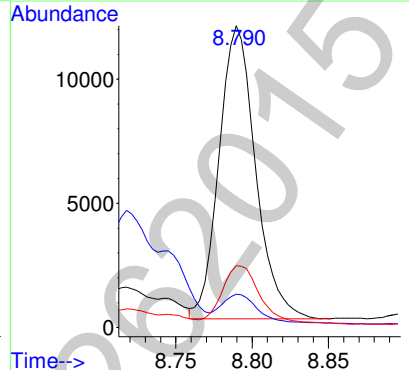
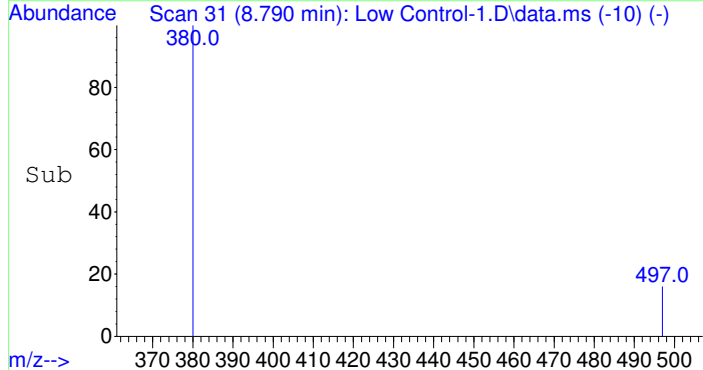


2



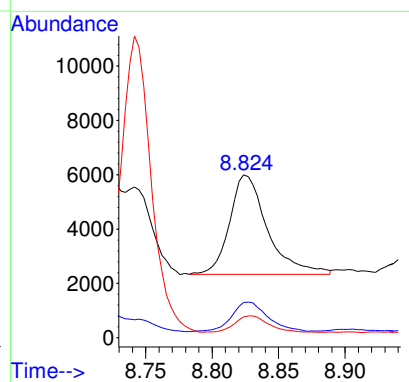
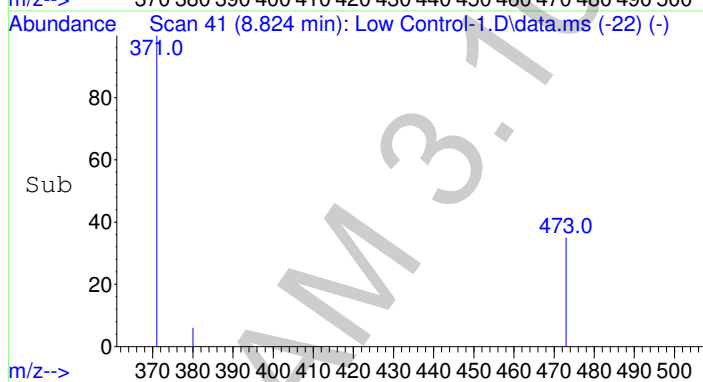
#1
 Carboxy-THC-D9-TMS
 Concen: 25.00 ng/mL
 RT: 8.790 min Scan# 31
 Delta R.T. -0.006 min
 Lab File: Low Control-1.D
 Acq: 26 Jun 2015 17:26

Tgt Ion	Ratio	Resp	Lower	Upper
380	100	19599		
482	10.0	8.2	12.4	
497	20.7	16.7	25.1	



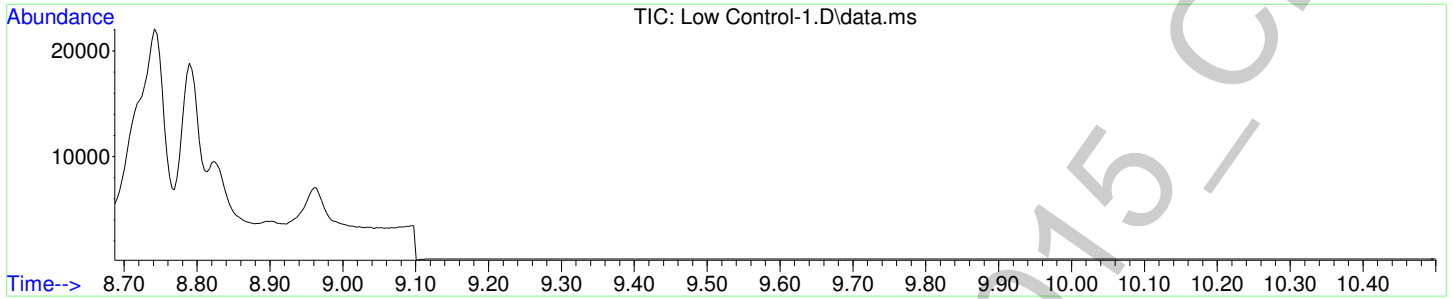
#2
 Carboxy-THC-TMS
 Concen: 5.71 ng/mL
 RT: 8.824 min Scan# 41
 Delta R.T. -0.013 min
 Lab File: Low Control-1.D
 Acq: 26 Jun 2015 17:26

Tgt Ion	Ratio	Resp	Lower	Upper
371	100	7234		
473	28.3	24.2	36.2	
488	15.0	14.0	21.0	



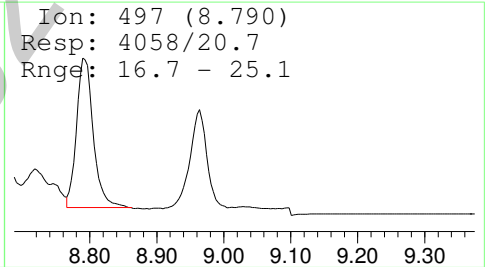
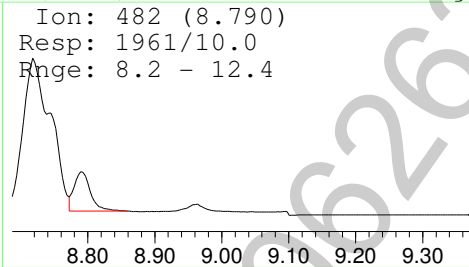
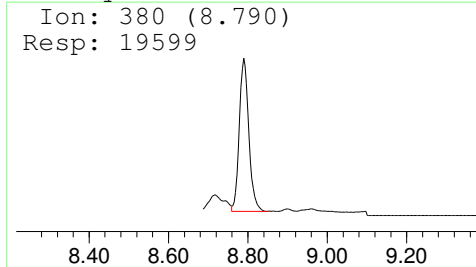
2

Data Path : F:\Data\062615 CANN\
 Data File : Low Control-1.D
 Acq On : 26 Jun 2015 17:26
 Operator : Pocatello Laboratory
 Sample : Low Control: 6 ng/mL
 Misc : Analytical Method 3.10.1
 ALS Vial : 8 Sample Multiplier: 1



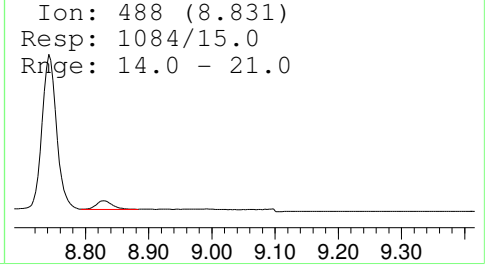
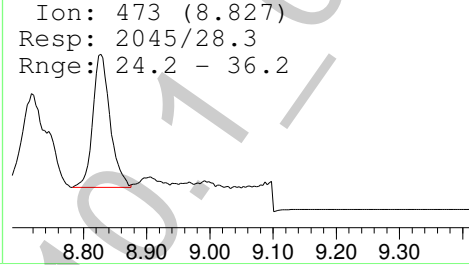
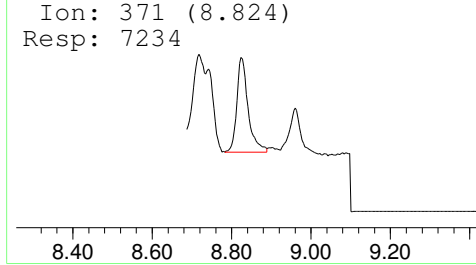
Carboxy-THC-D9-TMS

(ISTD) Amount: 25.00 ng/mL



Carboxy-THC-TMS

Amount: 5.71 ng/mL



6

Data Path : F:\Data\062615 CANN\
 Data File : High Control-1.D
 Acq On : 26 Jun 2015 19:52
 Operator : Pocatello Laboratory
 Sample : High Control: 60 ng/mL
 Misc : Analytical Method 3.10.1
 ALS Vial : 9 Sample Multiplier: 1

Quant Time: Jun 29 09:57:07 2015
 Quant Method : F:\Methods\Cann11-10-2010.M
 Quant Title : Analytical Method 3.10.1: Blood Carboxy-THC
 QLast Update : Mon Jun 29 09:55:19 2015
 Response via : Initial Calibration


Compound	R.T.	QIon	Response	Conc	Units	Dev(Min)
Internal Standards						
1) Carboxy-THC-D9-TMS	8.790	380	20904	25.00	ng/mL	0.00
Target Compounds						
2) Carboxy-THC-TMS	8.827	371	69043	59.22	ng/mL	Qvalue 98

(#) = qualifier out of range (m) = manual integration (+) = signals summed

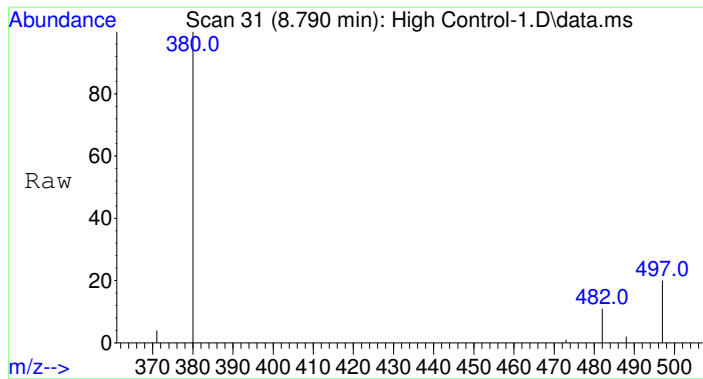
2

Data Path : F:\Data\062615 CANN\
Data File : High Control-1.D
Acq On : 26 Jun 2015 19:52
Operator : Pocatello Laboratory
Sample : High Control: 60 ng/mL
Misc : Analytical Method 3.10.1
ALS Vial : 9 Sample Multiplier: 1

Quant Time: Jun 29 09:57:07 2015
Quant Method : F:\Methods\Cann11-10-2010.M
Quant Title : Analytical Method 3.10.1: Blood Carboxy-THC
QLast Update : Mon Jun 29 09:55:19 2015
Response via : Initial Calibration

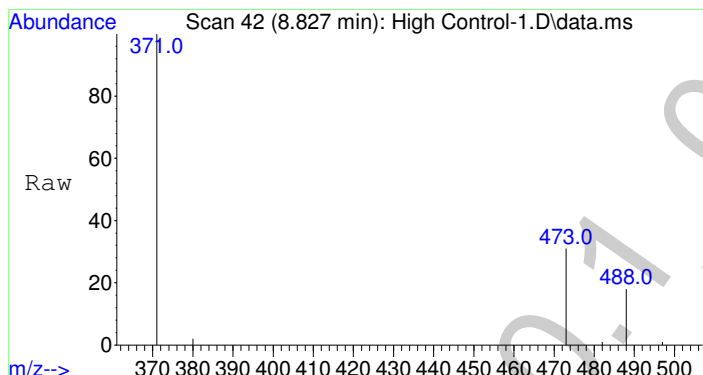
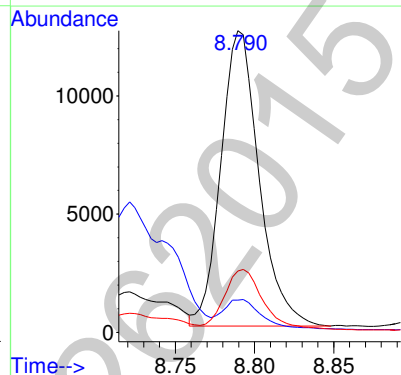
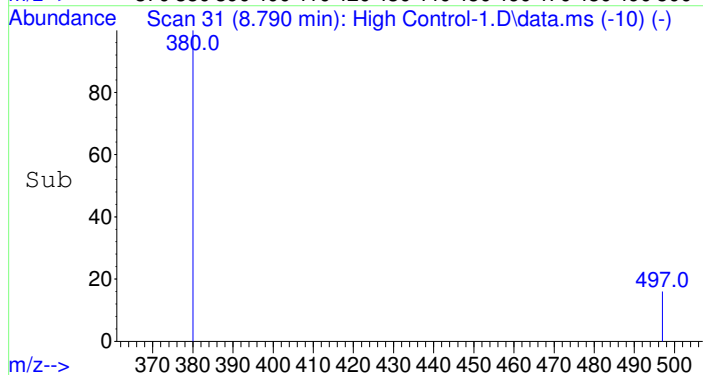


2



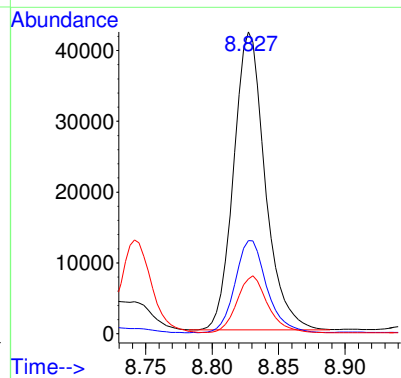
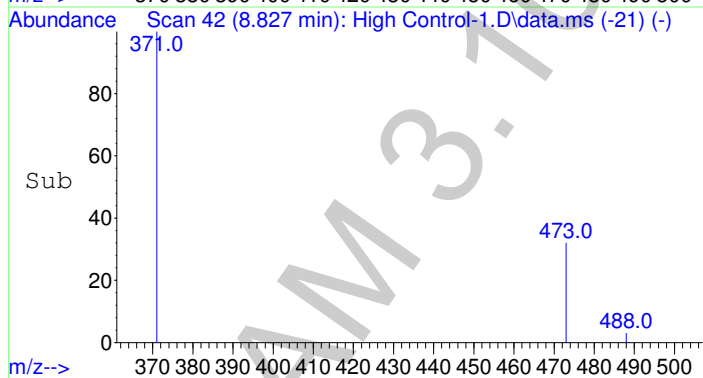
#1
 Carboxy-THC-D9-TMS
 Concen: 25.00 ng/mL
 RT: 8.790 min Scan# 31
 Delta R.T. -0.006 min
 Lab File: High Control-1.D
 Acq: 26 Jun 2015 19:52

Tgt Ion	Ratio	Resp	Lower	Upper
380	100	20904		
482	10.3	8.2	12.4	
497	20.8	16.7	25.1	



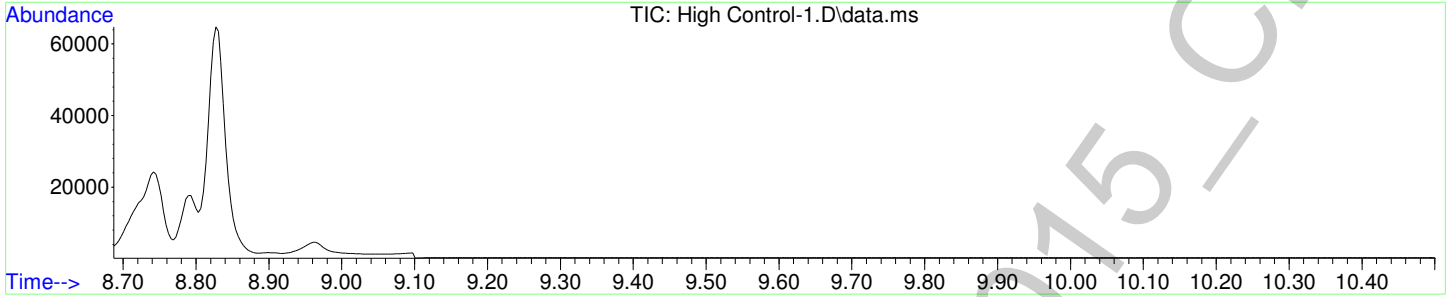
#2
 Carboxy-THC-TMS
 Concen: 59.22 ng/mL
 RT: 8.827 min Scan# 42
 Delta R.T. -0.010 min
 Lab File: High Control-1.D
 Acq: 26 Jun 2015 19:52

Tgt Ion	Ratio	Resp	Lower	Upper
371	100	69043		
473	31.2	24.2	36.2	
488	18.6	14.0	21.0	



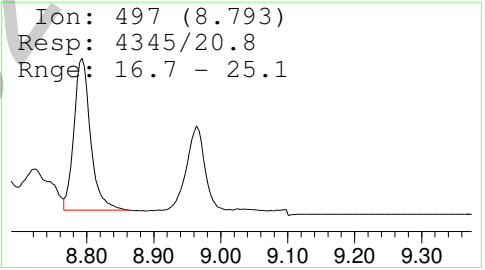
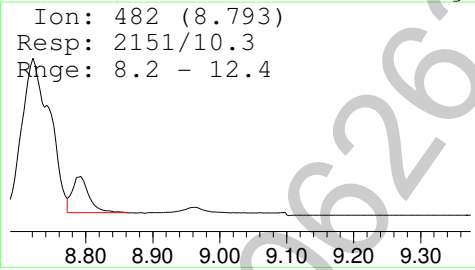
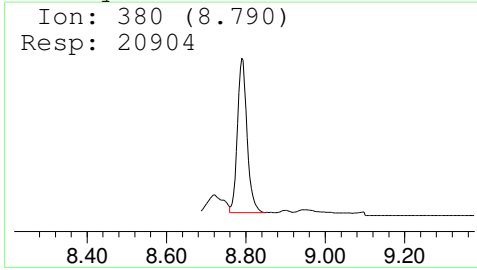
2

Data Path : F:\Data\062615 CANN\
 Data File : High Control-1.D
 Acq On : 26 Jun 2015 19:52
 Operator : Pocatello Laboratory
 Sample : High Control: 60 ng/mL
 Misc : Analytical Method 3.10.1
 ALS Vial : 9 Sample Multiplier: 1



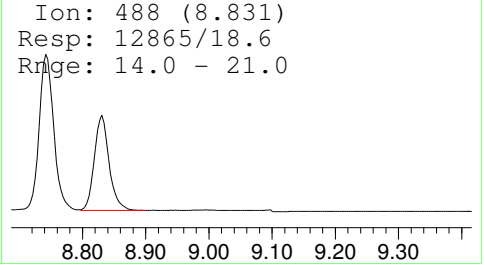
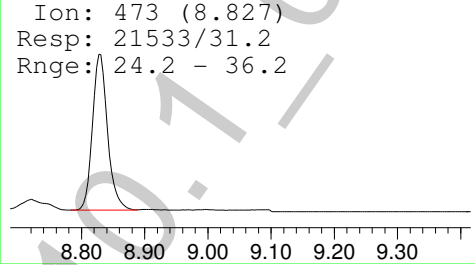
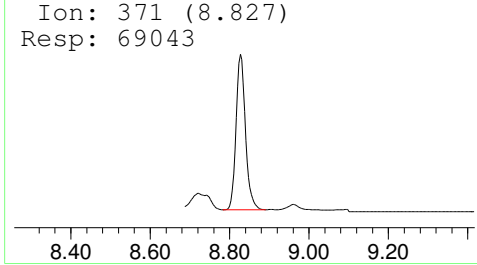
Carboxy-THC-D9-TMS

(ISTD) Amount: 25.00 ng/mL



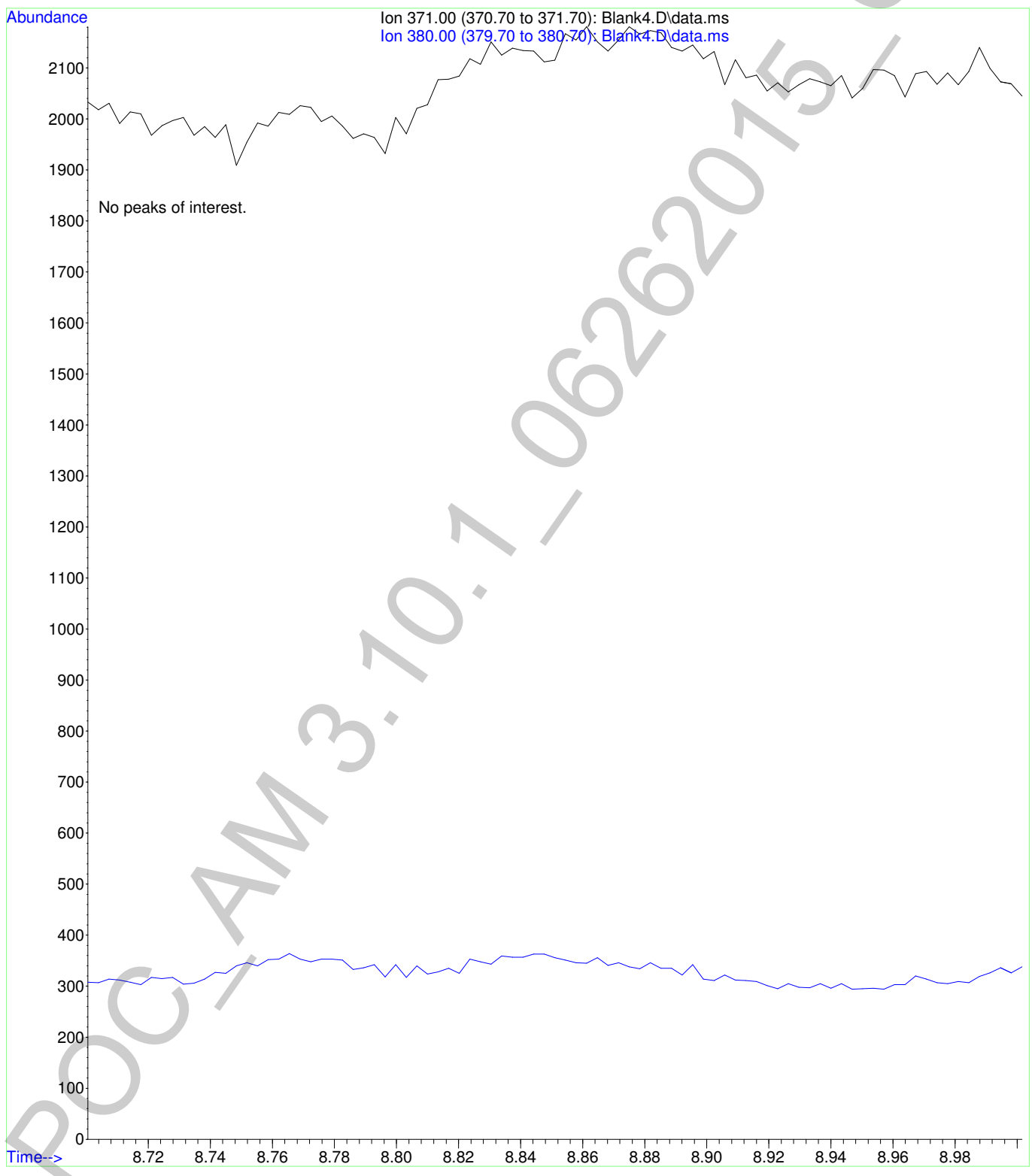
Carboxy-THC-TMS

Amount: 59.22 ng/mL



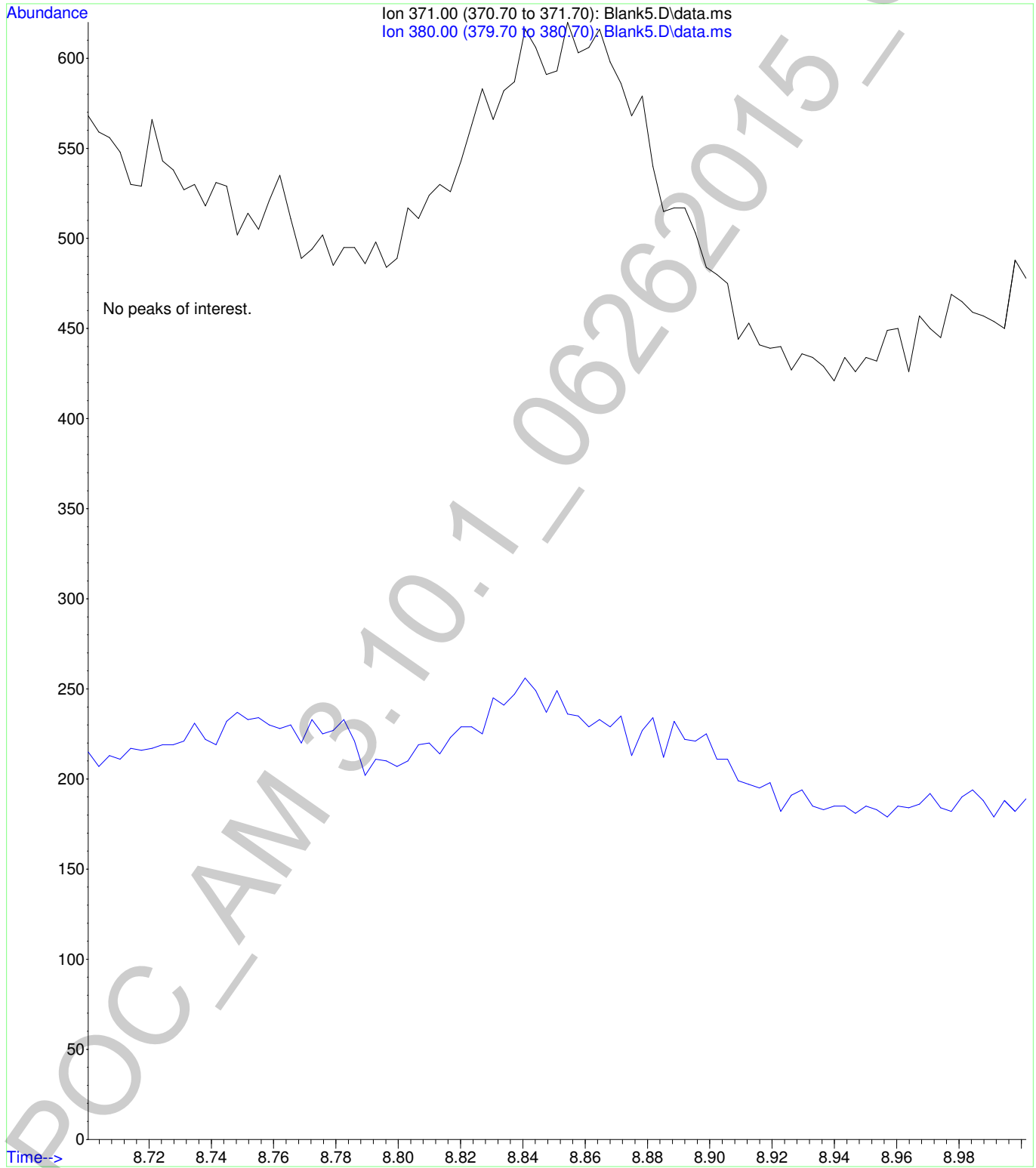
g

File :F:\Data\062615 CANN\Blank4.D
Operator : Pocatello Laboratory
Acquired : 26 Jun 2015 17:11 using AcqMethod CANN-11-10-2010.M
Instrument : Bones
Sample Name: Blank
Misc Info : CHCl3
Vial Number: 95



2

File :F:\Data\062615 CANN\Blank5.D
Operator : Pocatello Laboratory
Acquired : 26 Jun 2015 19:38 using AcqMethod CANN-11-10-2010.M
Instrument : Bones
Sample Name: Blank
Misc Info : CHCl3
Vial Number: 90



2

File :F:\Data\062615 CANN\Blank6.D
Operator : Pocatello Laboratory
Acquired : 26 Jun 2015 22:03 using AcqMethod CANN-11-10-2010.M
Instrument : Bones
Sample Name: Blank
Misc Info : CHCl3
Vial Number: 85

